

LPNP SERIES Commercial Lighting

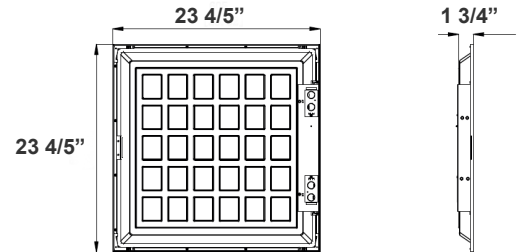
LPNP-2X2-4KLM-MCTP
PREMIUM FLAT PANELS

MCTP Multi Color Temperature & Multi Power/Wattage (Selectable)

Customer Name: _____

Project Name: _____

Note: _____ | Type: _____



23 4/5" (L) x 23 4/5" (H) x 1 3/4" (D)

This indoor commercial LED Blacklit panel light is ideal for hotels, offices, retail outlets, restaurants, parking garages, storage rooms, conference rooms, education facilities, and more.

Features

- Soft and Wide Light-Emitting
- 50,000 Hours Rated Life
- No infrared rays, No Ultraviolet Radiation, No Thermal Effect
- Earthquake H and Suspension Hooks Pre-Installed
- No Flickering, No Humming, No RF Interference
- Multi Color Temperature & Multi Power (Selectable Switch on Back of Fixture)

Technical Specifications

Electrical:

- Voltage: AC120V-277V 50/60Hz
- Power Factor: >0.90
- Wattage: 20W/30W/35W
- Efficacy: 125 LPW
- Fixture Operating Voltage: 36VDC
- Current (mA): 1050mA 36V DC
- Rated Input Current (mA): 337/ 253/ 168mA
- Total Harmonic Distortion: ≤ 20 %

Lighting:

- Dimmable: 0~10V Dimming
- Total Lumens: 4375LM Max
- Color Temperatures: 3500K/4000K/5000K
- Multi CCT & Multi Power (selectable switch on back of fixture)
- Color Rendering Index: CRI ≥ 80
- 5-Year Warranty
- Beam Angle: 110°

Mechanical:

- White Finish
- Earthquake Hooks and Suspension Hooks Pre-Installed
- External Driver Mounted on Top
- Operating Temperature: -68°F~104°F
- Surge Protector: 1KV, 2.5KV
- 5-Year Warranty

Applications:

- Ideal for hotel, offices, retail outlets, restaurant, parking garages, storage room, conference room, education facilities and more.

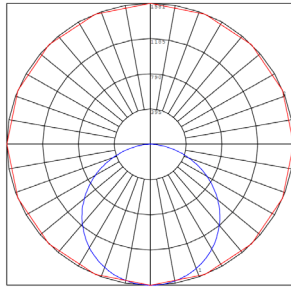
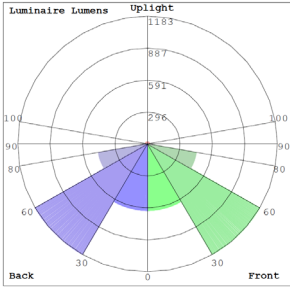
Other Models:

• 35W | 4375LM | LPNP-1X4-4KLM-MCTP

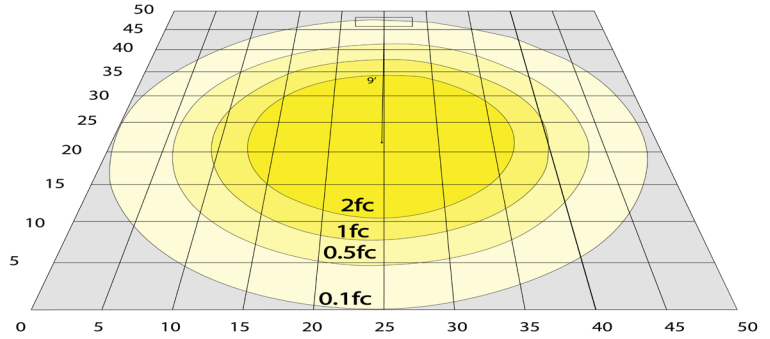
• 40W | 5000LM | LPNP-2X4-5KLM-MCTP



Photometrics: LPNP-2X2-4KLM-MCTP



BUD Rating: B2-U2-G1



Simulation Based on 4000K Area 50'x 50' Mounting Height: 9'

Other Views:



Side View



Front View



Back View

Performance Table: LPNP-2X2-4KLM-MCTP

MODEL NO.	Wattage	Voltage	Lumens	Color Temp.	BUG Rating	LPW
LPNP-2X2-4KLM-MCTP	20W 30W 40W	120~277V	2500LM 3750LM 4375LM	3500K 4000K 5000K	B2-U2-G1	125

Sample Ordering

Model	Size	Lumen	Color Temp.	Feature
LPNP	2X2	4KLM	MCTP	D

Accessories:



- Blank = No Option For Accessories
- LPNG-RMK-2X2 = RECESSED MOUNTING FLANGE (FRAME-IN) KIT FOR INSTALLATION IN HARD SURFACES
- LPNG-SRFC-2X2 = SURFACE MOUNTING KIT FOR LPNG-2X2
- WEC-2DLH-22 = DAYLIGHT HARVESTING
- WEC-2CPDR = MOTION SENSOR
- WEC-3RC = OPTIONAL REMOTE CONTROL

Factory-Installed Options:

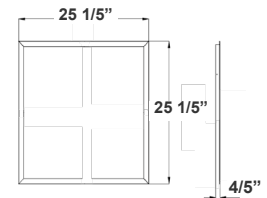


- Blank = No Option For Accessories
- OPT-EM-LP = EXTERNAL EMERGENCY BACKUP BATTERY
- OPT-FWH-63 = 6FT 3-WIRE WHIP
- OPT-FWH-65 = 6FT 5-WIRE WHIP
- OPT-FWH-66 = 6FT 6-WIRE WHIP

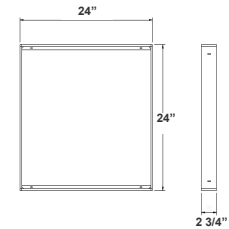
ACCESSORIES and MOUNTING KIT:



LPNG-RMK-2X2



LPNG-SRFC-2X2



WEC-2CPDR-3



WEC-3RC



WEC-2DLH-22

FACTORY-INSTALLED OPTIONS:



OPT-EM-LP



OPT-FWH-63
OPT-FWH-65
OPT-FWH-66

