

FML SERIES Residential Lighting

FML-R18-MCT

WESTGATE
THE FUTURE IS HERE...AND IT'S QUITE BRIGHT!

Customer Name: _____

Project Name: _____

Note: _____

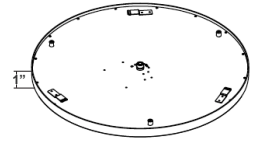
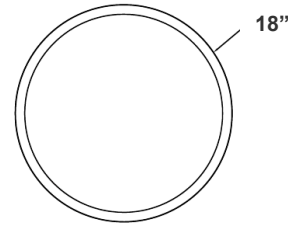
Type: _____



MULTI-CCT



Selection:



18" x 1"

Flush Mount lighting can use in most rooms of the house, especially those where you want ambient, general light. It's especially useful for hallways, kitchens, family rooms, bathrooms, closets, and bedrooms. Also Ideal for closets, storage areas, attics, corridors, or general lighting solutions for residential and commercial applications.

Features

- Unique DOB (Driver On Board) LED Board Enclosed in Clear PC Cover for Better Wet Location Performance
- Multi CCT (Selectable Switch on LED Board Under the Lens)
- Die-cast Aluminum. Powder-Coated
- 5-Year Warranty
- 1" Deep

Technical Specifications

Electrical:

- Voltage: 120V AC
- Power Factor: >0.90
- Wattage: 30W
- Efficacy: 60 LPW

Mechanical:

- White Finish
- Die-cast Aluminum. Powder-Coated
- Maximum Ambient Temperature: 104°F
- Rated life: 50,000 hrs

Lighting:

- Lens: White translucent acrylic lens
- LED: Edge Lit LED Technology
- Dimming: TRIAC Dimming (Using Standard TRIAC LED Dimmers)
- Total Lumens: 2100LM
- Color Temperatures: 3000K/ 4000K/ 5000K
- Multi CCT (Selectable Switch on LED Board Under the Lens)
- Color Rendering Index: CRI ≥ 90

Applications:

- Flush Mount lighting can use in most rooms of the house, especially those where you want ambient, general light. It's especially useful for hallways, kitchens, family rooms, bathrooms, closets, and bedrooms. Also Ideal for closets, storage areas, attics, corridors, or general lighting solutions for residential and commercial applications

Other Models:

• 11W | 660LM | FML-R6-MCT • 14W | 840LM | FML-R8-MCT • 17W | 1020LM | FML-R10-MCT • 26W | 1560LM | FML-R14-MCT • 45W | 2700LM | FML-R22-MCT

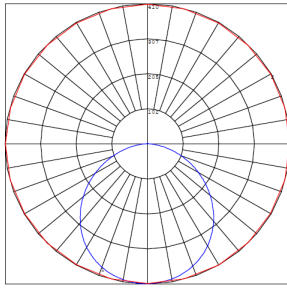
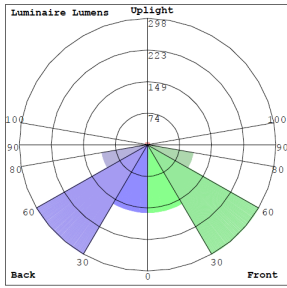


Phone: (877) 805-2252 | Fax: (877) 805-2252
www.westgatemfg.com | www.westgatecontrols.co

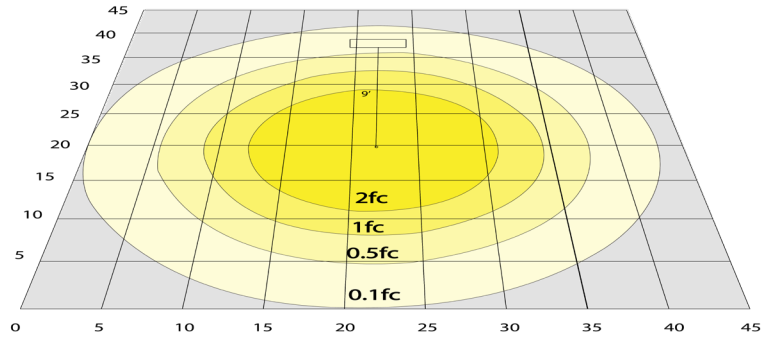


WG-Z7-26-2Z

Photometrics: FML-R18-MCT



BUG Rating: B1-U2-G1




Simulation Based on 4000K Area 45'x 45' Mounting Height: 9'

Other Views:



Side View



Front View



Back View

Performance Table: FML-R18-MCT

MODEL NO.	Wattage	Voltage	Lumens	Color Temp.	BUG Rating	LPW
FML-R18-MCT	30W	120V	2100LM	3000K/ 4000K/ 5000K	B1-U2-G1	70

Sample Ordering

Model	Size	Color Temp.
FML	-	R18
	-	MCT

Accessory:

Blank = No Option For Accessories

FML-ULK-MCT = UPLIGHT MODULE FOR 18in AND LARGER FML SERIES, 15W, 30K/40K/50K 14" DIAMETER, 900 LUMENS

FML-RK-712 = 7in/12in ROD KIT FOR FML SEMI-FLUSH INSTALLATIONS BOTH LENGTHS PROVIDED IN THE KIT TO CHOOSE

FML-SK6 = 6FT ADJUSTABLE SUSPENSION KIT FOR 18IN AND LARGER FML SERIES

Example:

1. FML-R18-MCT (FOR FML R18 MCT FIXTURE 120-277V)
2. FML-R18-MCT (FOR FML R18 MCT FIXTURE 120-277V)
FML-SK6 (6FT ADJUSTABLE SUSPENSION KIT FOR 18IN AND LARGER FML SERIES)

ACCESSORIES:



FML-ULK-MCT
UPLIGHT MODULE FOR 18in AND LARGER FML SERIES
14" DIAMETER, 900 LUMENS



FML-SK6
6' ADJUSTABLE SUSPENSION CABLE WITH CANOPY AND POWER CORD



FML-RK-712
7in/12in ROD KIT FOR FML SEMI-FLUSH INSTALLATIONS
BOTH LENGTHS PROVIDED IN THE KIT TO CHOOSE

