

Specification Data

Catalog #	Type
Project	
Comments	
Prepared by	Date

Ordering Information

METALARC PRO-TECH® PULSE START

Item Number	Ordering Abbreviation	Watts	Finish	Bulb	Base	ANSI Code	Average Rated Life (hours) ¹		Initial Lumens	Mean Lumens	Color Temp.	CRI
							Vertical	HOR				
64587	MP50/U/MED	50	Clear	E17	Med.	M110/O	20,000	10,000	3450	1900	3000K	70
64588	MP50/C/U/MED	50	Coated	E17	Med.	M110/O	20,000	10,000	3200	1820	2900K	70
64547	MP70/U/MED	70	Clear	E17	Med.	M98/O	15,000	10,000	5200	3400	3000K	75
64546	MP70/C/U/MED	70	Coated	E17	Med.	M98/O	15,000	10,000	4700	3100	2900K	75
64625	MPD70/U/MED/840	70	Clear	E17	Med.	M98/O	7500	6000	5500	4000	4200K	80
64621	MPD70/C/U/MED/840	70	Coated	E17	Med.	M98/O	7500	6000	5100	3800	4000K	82
64417	MP100/U/MED	100	Clear	E17	Med.	M90/O	15,000	10,000	8500	5525	3000K	75
64418	MP100/C/U/MED	100	Coated	E17	Med.	M90/O	15,000	10,000	7900	5800	2900K	75
64426	MPD100/U/MED/840	100	Clear	E17	Med.	M90/O	7500	6000	8400	5800	4200K	82
64433	MPD100/C/U/MED/840	100	Coated	E17	Med.	M90/O	7500	6000	7700	5500	4000K	82
64402	MP150/U/MED	150	Clear	E17	Med.	M102/O	15,000	10,000	12,900	8000	3000K	75
64406	MP150/C/U/MED	150	Coated	E17	Med.	M102/O	15,000	10,000	11,600	7500	2900K	75
64403	MPD150/U/MED/840	150	Clear	E17	Med.	M102/O	7500	6000	12,500	11,000	4200K	88
64425	MPD150/C/U/MED/840	150	Coated	E17	Med.	M102/O	7500	6000	11,500	9500	4000K	88
64733	MP175/BU-ONLY/MED	175	Clear	E17	Med.	M57/O	10,000	-	14,400	10,800	3600K	65

METALARC PULSE START (Rated for enclosed fixtures)

Item Number	Ordering Abbreviation	Watts	Finish	Bulb	Base	ANSI Code	Average Rated Life (hours) ¹		Initial Lumens	Mean Lumens	Color Temp.	CRI
							Vertical					
64836	M70/U/MED	70	Clear	E17	Med.	M98/E	12,000		5600	3300	4000K	65
64891	M70/C/U/MED	70	Coated	E17	Med.	M98/E	12,000		5400	3000	3800K	65
64785	M150/U/MED	150	Clear	E17	Med.	M102/E	12,000		14,000	11,000	4300K	65
64892	M150/C/U/MED	150	Coated	E17	Med.	M102/E	12,000		12,750	9300	4000K	70

METALARC PRO-TECH PULSE START PAR38/ECO®

Item Number	Ordering Abbreviation	Watts	ANSI Code	Beam Angle/CBCP	Initial Lumens	Average Rated Life (hrs.)	Color Temp.	CRI ⁴
64590	MP70PAR38/U/SP20/ECO ^{5,6}	70	M98/O	20°/18,000	3400	8500	3200K	75
64592	MP70PAR38/U/FL35/ECO ^{5,6}	70	M98/O	35°/10,000	3400	8500	3200K	75
64594	MP70PAR38/U/VWFL65/ECO ^{5,6}	70	M98/O	65°/3000	3400	8500	3200K	75
64580	MP100PAR38/U/SP20/ECO ^{5,6}	100	M90/O	20°/26,000	5800	8500	3000K	75
64582	MP100PAR38/U/FL35/ECO ^{5,6}	100	M90/O	35°/12,000	5800	8500	3000K	75
64584	MP100PAR38/U/VWFL65/ECO ^{5,6}	100	M90/O	65°/4500	5800	8500	3000K	75
64593	MP150PAR38/U/SP20/ECO ^{5,6}	150	M102/O	20°/34,000	8800	8500	3200K	75
64597	MP150PAR38/U/FL35/ECO ^{5,6}	150	M102/O	35°/17,000	8800	8500	3200K	75
64599	MP150PAR38/U/VWFL65/ECO ^{5,6}	150	M102/O	65°/7500	8800	8500	3200K	75

Notes:

1. Average rated life based on 10 hours per start operating on an ANSI ballast.
2. All 50, 70, 100, and 150 watt lamps must be operated in a 4000V pulse rated socket.
3. TCLP claims based on OSRAM SYLVANIA's TCLP test protocol. Some states and localities have lower limits than the Federal TCLP standard and have different disposal regulations for mercury containing lamps.
4. For higher CRI, use SYLVANIA METALARC® POWERBALL® CERAMIC lamps.
5. All PAR38 lamps listed above have an E26 medium skirt base. Note this base is not compatible with exclusionary medium sockets.
6. See Beam Spread Design Guide for footcandle diagrams.

O = Lamps classified as O-type comply with ANSI Standard C78.389 for containment testing and may be used in open luminaires. See lamp warning.
E = Lamps classified as E-type are to be used only in suitably rated enclosed luminaires.

Ordering Guide

E17

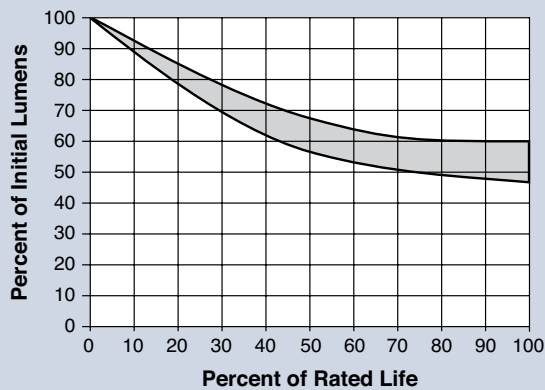
MP	50	/	—	/	U	/	MED
MP=METALARC PRO-TECH Open and Enclosed Fixture	Wattage: 50, 70, 100, 150, 175		Finish _ = Clear C = Coated		Operating Position: U = Universal BU-ONLY = Base Up Only		Base: MED = Medium
M=METALARC Enclosed Fixture	70, 150		_ = Clear C = Coated		U = Universal		MED = Medium

PAR38

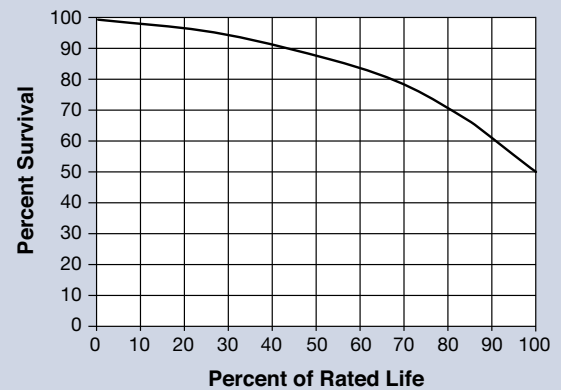
MP	70	PAR38	/	U	/	SP	20	/	ECO
MP=METALARC PRO-TECH Open and Enclosed Fixture	Wattage: 70, 100, 150	Bulb Shape PAR38		Operating Position: U = Universal		Beam Spread SP = Spot FL = Flood VWFL = Very Wide Flood	Beam Angle 20 = 20° 35 = 35° 65 = 65°		ECOLOGIC

Technical Information

Typical Lumen Maintenance Curve

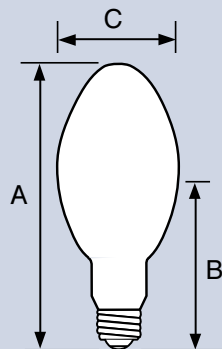


Typical Survival Curve

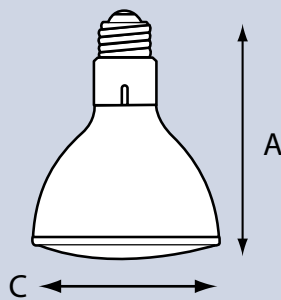


Lamp Dimensions

E17



PAR38



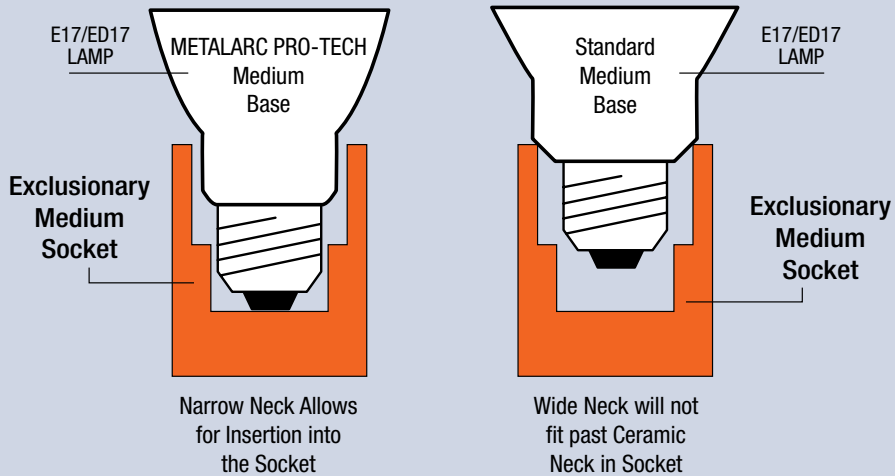
Bulb Shape	(A) MOL	(B) LCL	(C) Diameter
E17	5.4" (137.2mm)	3.4" (86.4mm)	2.1" (53.3mm)
PAR38	5.3" (134.6mm)	N/A	4.75" (120.7mm)

Expanded Line of SYLVANIA METALARC PRO-TECH® and PULSE START lamps

In addition to the line of METALARC PRO-TECH lamps listed, OSRAM SYLVANIA offers a line of METALARC® POWERBALL® CERAMIC, METALARC® PULSE START and METALARC® SUPERSAVER® lamps for use in open and or enclosed rated fixtures. Please visit SYLVANIA.com for more information and download a copy of the latest Product Information Bulletin.

Exclusionary Socket for METALARC PRO-TECH® Lamps

Medium Based Dedicated Socket Comparison



National Electric Code 2005 and later revision require new construction and/or major renovations to use exclusionary sockets in open fixtures, or fixture with a lens.

Sample Specification

METALARC PRO-TECH® PULSE START

Lamp(s) shall be (a) METALARC PRO-TECH PULSE START Lamp(s) constructed with an arc tube shroud and shall be designed for open fixture operation and reduced UV output.

METALARC PULSE START

Lamp(s) shall be (a) 150W METALARC PULSE START lamp(s) exhibiting initial lumens of 14,000 with a 60% mean lumen maintenance and capable of operating on a M102/E ballast. Lamp construction shall include a lead-free welded base.

METALARC PRO-TECH PULSE START PAR38/ECO®

Lamp(s) shall be (a) METALARC PRO-TECH PULSE START PAR38/ECO lamp(s) for use in open or enclosed luminaires with an 8,500-hour average rated life. Lamp(s) shall exhibit a correlated color temperature of 3200K, a maximum color shift of $\pm 200\text{K}$ over life, and a CRI of 75. Lamp(s) shall pass the existing Federal TCLP limits.

United States

OSRAM SYLVANIA

100 Endicott Street
Danvers, MA 01923

Trade

Phone: 1-800-255-5042
Fax: 1-800-255-5043

National Accounts

Phone: 1-800-562-4671
Fax: 1-800-562-4674

OEM/Special Markets

Phone: 1-800-762-7191
Fax: 1-800-762-7192

Display/Optic

Phone: 1-888-677-2627
Fax: 1-800-762-7192

Canada

OSRAM SYLVANIA LTD.

2001 Drew Road
Mississauga, ON L5S 1S4

Trade

Phone: 1-800-263-2852
Fax: 1-800-667-6772

OEM/Special Markets/Display/Optic

Phone: 1-800-265-2852
Fax: 1-800-667-6772

www.sylvania.com