

# THE POLARIS

## LED FLOOD LIGHT

400W, 500W, 600W & 800W  
REPLACES UP TO A 1500-WATT METAL HALIDE FIXTURE



- Proprietary Thermal Management System
- Full Range of Optics for a Wide Variety of Applications
- Multiple Lumen Packages
- Protective UV Stabilized Powdercoat Finish
- IP-66 Weather Resistant
- Industry-Leading 10-Year LED Board Warranty
- 0-10V & DALI Dimming Available



### POWER

Replaces Up To a 1500W  
Metal Halide Fixture

### PRECISION

Eight Custom-Engineered Optics that Offer  
Precisely Directed Light

### ENGINEERING

Advanced Double Folded Aluminum Fins  
Deliver Maximum Thermal Management

### ORDERING INFORMATION

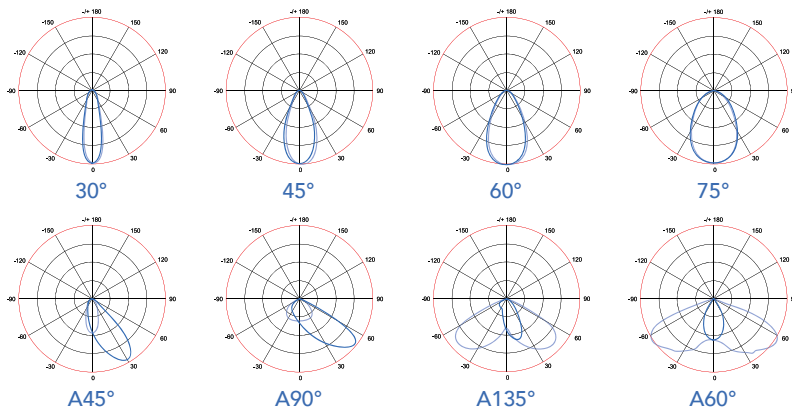
EXAMPLE PART #: AFL - 500 - 40K - D30 - V01 - BL - TL - VDIM - 80C

AFL								
SERIES	WATTS	CCT	OPTICS	INPUT PWR	FINISH	MOUNTING	DIMMING	OPTIONS
AFL	400	35K	30	V01   110/277V	BL	TL   Tilt Bracket	NDIM   No Dimming	SP-10   Surge Protector 10kA
	500	40K	45	V04   347/480V	WT	HT   Horizontal Tennon	VDIM   0-10V Dimmable	SP-20   Surge Protector 20kA
	600	50K	60		RAL	SB   Straight Bracket	DDIM   DALI Dimming	PC   Photocell
	800		75			CM   Cable Mount		NAT   Natatorium
			A45					80C   80 CRI
			A90					GS   Glare Shield
			A135					SF14   Slipfitter for 2-3/8" Tennon: 400W - 600W
			A60					SF30   Slipfitter for 2-3/8" Tennon: 800W
								SYN   Synapse Wireless

#### NOTES

- 74 CRI Standard
- Custom RAL Colors Require Additional Costs & Lead Times

### OPTICS



### LUMEN CHART

	3500K	4000K	5000K
400W	54,000 lm	56,000 lm	58,000 lm
500W	67,500 lm	70,000 lm	72,500 lm
600W	81,000 lm	84,000 lm	87,000 lm
800W	108,000 lm	112,000 lm	116,000 lm

Typical delivered lumen data is approximate. Actual lumens will vary due to installation environment and beam pattern. Please see IES files.

Due to continuous improvement and innovation, product appearance and specifications may change without notice. Actual performance may differ as a result of end-user environment and application.

# THE POLARIS

LED FLOOD LIGHT - 400W, 500W, 600W & 800W

## SPECIFICATIONS

**Expected Life** | Over 100,000 hrs.  
**Rating** | IP66  
**Color Rendering Index (CRI)** | >74  
**Operating Temp** | -25°C – +65°C  
**Relative Humidity** | 0-90% RH  
**Power Factor** | >95%  
**Input Line Voltage** | 90-305 / 200-525 VAC  
**Input Line Frequency** | 50/60 Hz  
**THD** | <20%  
**LED Chips** | Lumileds  
**Driver** | Meanwell  
**Weight** | 400W: 39.75lb - 500W: 46.25lb  
 600W: 47.5lb - 800W: 64lb  
**Vibration Rating** | 1.5G per ANSI 136.31

## LISTINGS

**UL Surge Protection** | 1449  
**ANSI Surge Protection** | C62.41.2  
**ETL Listed**  
**CE Listed**

## EPA

Standard Fixture	Front	Side
90° From Horizontal	4.6	0.8
45° From Horizontal	2.8	0.8
0° From Horizontal	0.8	0.8

Fixture w/ GS	Front	Side
90° From Horizontal	4.6	1.3
45° From Horizontal	2.8	1.3
0° From Horizontal	0.8	1.3

## MATERIALS

**Housing** | Corrosion Resistant Aluminum  
**Gasketing** | Neoprene Rubber  
**Hardware** | 18-8 Stainless Steel  
**Finish** | Protective UV Stabilized Powdercoat  
 4000 Hour Salt Spray Tested to ASTM B117  
**Lens** | Tempered Glass

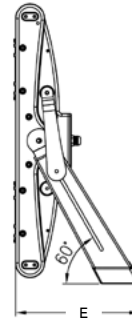
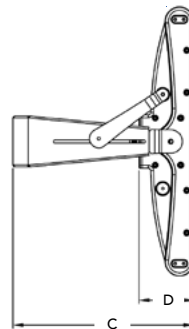
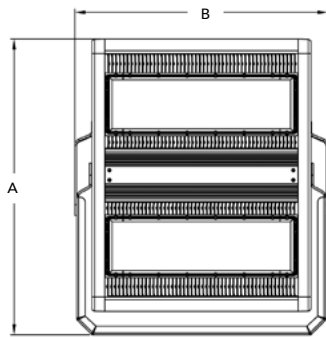
## WARRANTIES

See Website for Details

**LED** | 10-Year  
**Driver** | 5-Year

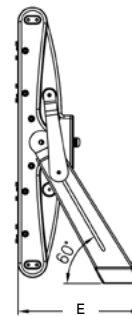
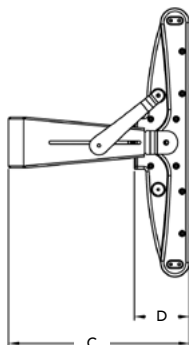
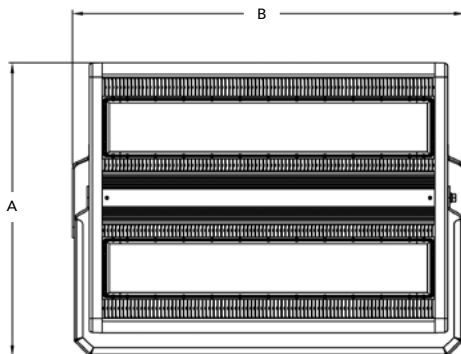
## PRODUCT DRAWINGS

400W, 500W & 600W



POLARIS FLOOD LIGHT DIMENSIONS			
	400W	500W	600W
A	24.50"	24.50"	24.50"
B	21"	23.38"	23.38"
C	15.13"	15.13"	15.13"
D	4.69"	4.69"	4.69"
E	10.25"	10.25"	10.25"

800W



POLARIS FLOOD LIGHT DIMENSIONS	
	800W
A	24.50"
B	32.88"
C	15.13"
D	4.69"
E	10.25"