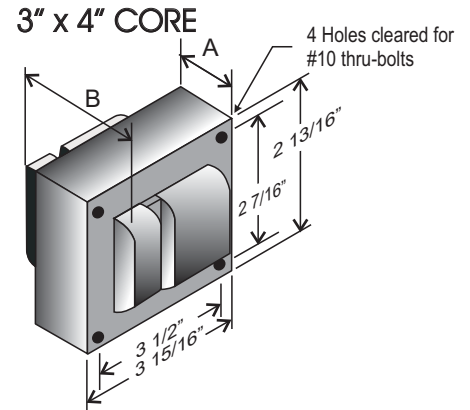


CATALOG NUMBER: E-MZA00W150 FOR ONE 150 WATT, M102 METAL HALIDE LAMP

Line Voltage	120/208/240/277V
Regulation	
Line Volts	+/- 5%
Lamp Watts	+/-10%
Frequency	60 Hz
Circuit Type	HX-HPF
Power Factor (min)	90%
Insulation Class	H(180°)
Min. Ambient Starting Temp.	-20° F or -30° C

Line Voltage (Volts)	120	208	240	277
Line Current (Amps)				
Operating	1.68	0.98	0.83	0.75
Open Circuit	3.60	2.06	1.78	1.55
Starting	2.18	1.17	1.05	0.90
Input Watts (W)	185	185	185	185
Open Circuit Voltage (V)	260	260	260	260
Drop Out Voltage (V)	90	150	175	208
UL(1029) Bench Top Rise	C	B	C	C
Recommended Fuse (Amps)	10	5	5	4

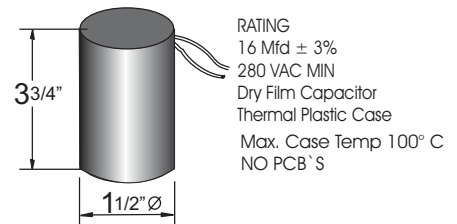
HIGH POTENTIAL TEST (VOLTS)	
1 Minute	2000
2 Seconds	2500
Open Circuit Voltage Test(volts)	235-290
Short-Circuit Current Test (Amps)	
Secondary Current	2.10 - 2.75
Input Current (Amps)	1.35 - 2.95 0.75 - 1.75 0.65 - 0.45 0.55 - 0.30



CORE AND COIL

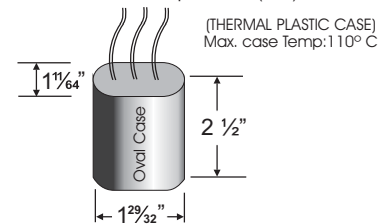
Dimension A (inches)	2.30
Dimension B (inches)	3.70
Weight (Lbs)	8.20
Lead Lengths (inches)	12

CAPACITOR

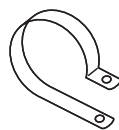
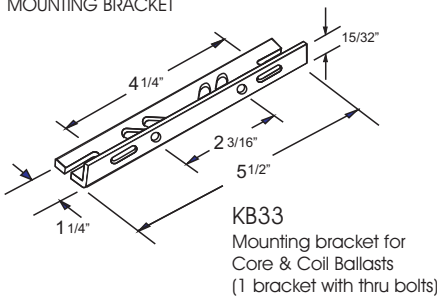


IGNITOR 356-AS-100-MH

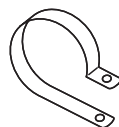
Ballast to Lamp Distance (BTL): 5 feet



BRACKET CORE & COIL MOUNTING BRACKET

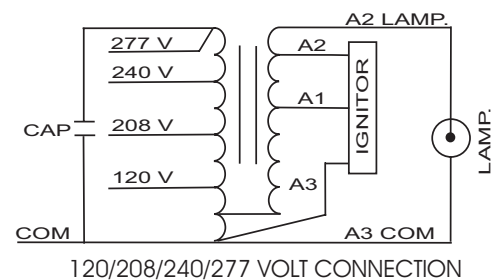


C-01
MOUNTING CLIP for round case (Furnished as standard with B suffix ballast)



I-01
MOUNTING CLIP for oval case (Furnished as standard with B suffix ballast)

WIRING DIAGRAM



ORDERING INFORMATION

*** Add proper suffix to catalog number when ordering as indicated below:
 No suffix = Core and Coil Only
 B= Core and Coil, and Bracket
 C=Core and Coil, and Capacitor
 BC=Core and Coil, Capacitor and Bracket

Data is based upon tests performed by Industrias Sola Basic in a controlled environment and representative of relative performance. Actual Performance can vary depending on operating conditions. Specifications are subject to change without notice.

ISO 9001:2000



Made in Mexico by Industrias Sola Basic S.A de C.V.