

LED MR16 9W

Dimmable / Replaces 75W Halogen

Benefits:

- Brings out the beauty and enhances colors
- Compact halogen form factor 1:1
- Will not fade colors (No UV Light)
- Long life = Low maintenance costs
- Low heat generation – great for temperature-sensitive display lighting
- Dynamic reds and natural skin tones
- Even, consistent dimming down to 5%
- Exceptional light output with very high lumens utilizing existing low voltage system.

Features:

- Exceptional color rendering CRI 93
- Available in Spot, Narrow Flood and Flood beam angles
- Exceptional efficacy – 68 LPW for 3000K
- RoHS compliant with no lead or mercury
- This device complies with part 15 of the FCC Rules
- Suitable for use in totally enclosed fixture

Energy Usage	8.5 Watts
Lumens	550/565/610 lm
CRI	93
R9/R13 Value	69/90
CCT	2700/3000/4000K
Beam Angles	15°/25°/35°
Efficacy	up to 68 LPW
Base Type	GU5.3
Voltage	12V
Dimming	MLV, ELV, TRIAC
Classification	Damp Rated
Operating Temperature	-4 to 104°F
Power Factor	0.9



Applications:

- Track lighting
- General lighting
- 12V applications
- Recessed downlighting
- Accent/Display lighting
- Great for galleries, retail, jewelry cases, showrooms, hospitality, restaurants and other commercial applications




Color:

- Strict LED binning for consistent CCTs across all lamps
- Available in 2700K, 3000K & 4000K CCT
- High CRI – 93
- High R9 – 69+ (Reds)
- High R13 – 90 (Skin Tones)



5 YEAR
WARRANTY

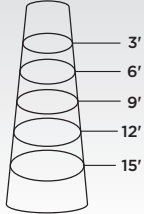
LIFE: **25,000 HOURS**



LED MR16 9W

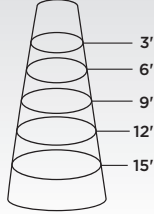
ILLUMINANCE & CANDELA DISTRIBUTION

15° | 3000K



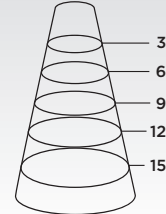
Diameter	Footcandles
0.7	333
1.3	83
2.0	37
2.7	21
3.4	13

25° | 3000K

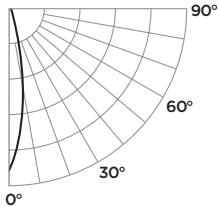


Diameter	Footcandles
1.1	357
1.2	89
3.2	40
4.3	22
5.4	14

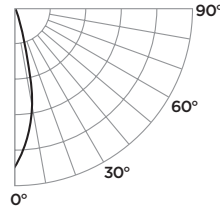
35° | 3000K



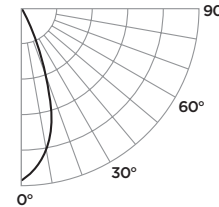
Diameter	Footcandles
1.8	188
3.5	47
5.3	21
7.1	12
8.8	8



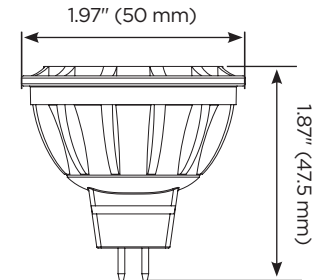
Degree	Candela
0	6300
5	3481
15	1089
25	157
35	24
45	12



Degree	Candela
0	3450
5	2715
15	727
25	179
35	57
45	20



Degree	Candela
0	1720
5	1700
15	1146
25	350
35	68
45	19



Weight: 0.12 lb / 53 g

Type	Voltage	Wattage	Base	CBCP	Light Output	Color Temp.	CRI	Beam Angle	Equal	Product Description	Product Number	Master Carton Quantity
	(V)	(W)		(cd)	(lm)	(k)	(Ra)	°	(W)			(PCS)
MR16	12	9	GU5.3	6100	550	2700	93	15	75	DP019MR16GU5.3D927G115CBIW	1102011305	50
MR16	12	9	GU5.3	3300	550	2700	93	25	75	DP019MR16GU5.3D927G125CBIW	1102011306	50
MR16	12	9	GU5.3	1500	550	2700	93	35	75	DP019MR16GU5.3D927G135CBIW	1102011307	50
MR16	12	9	GU5.3	6300	565	3000	93	15	75	DP019MR16GU5.3D930G115CBIW	1102011308	50
MR16	12	9	GU5.3	3450	565	3000	93	25	75	DP019MR16GU5.3D930G125CBIW	1102011309	50
MR16	12	9	GU5.3	1720	565	3000	93	35	75	DP019MR16GU5.3D930G135CBIW	1102011310	50
MR16	12	9	GU5.3	2000	610	4000	93	35	75	DP019MR16GU5.3D940G135CBIW	1102011380	35