



LED G16.5

3.5G16.5/PER/UD/CL/G/E26/WGD 6/2PF T20

Philips G16.5 LED Lamps offer energy saving ambience with an elegant effect. Their unique design provides light in all directions, giving lighting designers a long life alternative to standard incandescent sources.

Product data

General Information	
Cap-Base	E26 [Single Contact Medium Screw]
Nominal lifetime	15,000 hour(s)
Switching Cycle	20,000
Rated Lifetime (Hours)	15,000 hour(s)
Lighting Technology	LED
Light Technical	
Color Code	922-927 [CCT of 2200K-2700K]
Color Code	922-927 [CCT of 2200K-2700K]
Beam Angle (Nom)	300 degree(s)
Luminous Flux	350 lm
Color Designation	Warm Glow(WG)
Correlated Color Temperature (Nom)	2200 2700 K
Luminous Efficacy (rated) (Nom)	100 lm/W
Color Consistency	<4
Color rendering index (CRI)	95
LLMF At End Of Nominal Lifetime (Nom)	70 %
Operating and Electrical	
Line Frequency	60 Hz
Input Frequency	60 Hz
Power Consumption	3.5 W
Lamp Current (Nom)	40 mA

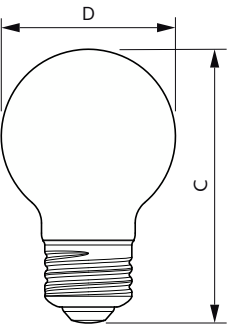
Wattage Equivalent	40 W
Starting Time (Nom)	0.5 s
Warm-up time to 60% light	0.4 s
Power Factor (Fraction)	0.7
Voltage (Nom)	120 V
Controls and Dimming	
Dimmable	Only with specific dimmers
Mechanical and Housing	
Bulb Finish	Clear
Bulb Material	Glass
Bulb Shape	G16.5
UL Wet/ damp/ dry location	Wet location
Net Weight (Piece)	0.044 lb
Approval and Application	
EU RoHS compliant	Yes
EyeComfort	Yes
T20 compliant	Yes
LED Innovations	EyeComfort
Ambient temperature range	-4 °F to 104 °F

LED G16.5

Application Conditions	
can it be used in closed luminaires	No
Product Data	
Order product name	3.5G16.5/PER/UD/CL/G/E26/WGD 6/2PF T20
Full product name	3.5G16.5/PER/UD/CL/G/E26/WGD 6/2PF T20
Order code	573295

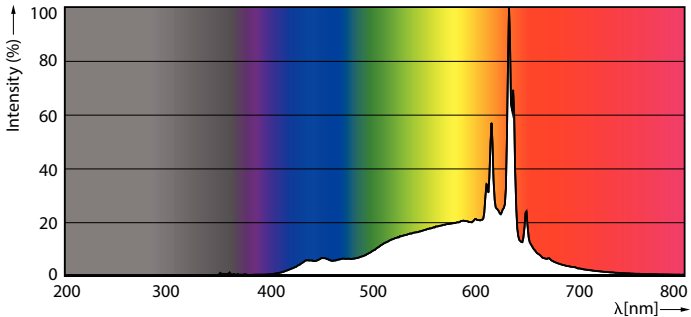
Material Nr. (12NC)	929003085103
Numerator - Quantity Per Pack	2
EAN/UPC - Product/Case	046677573294
Numerator - Packs per outer box	6
EAN/UPC - Case	50046677573299

Dimensional drawing




Product	D	C
3.5G16.5/PER/UD/CL/G/E26/WGD 6/2PF T20	2-1/16 inch	3-1/4 inch

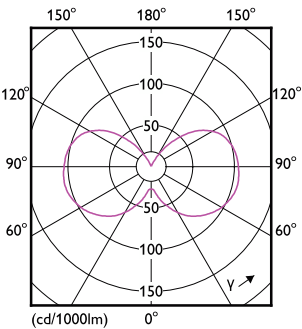
Photometric data



Spectral Power Distribution Colour - 3.5G16.5/PER/UD/CL/G/E26/WGD 6/2PF T20



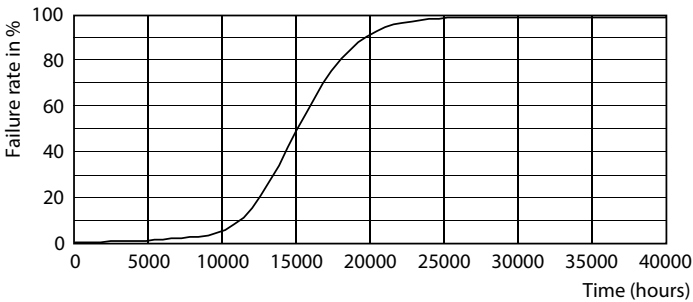
General uniform lighting - 3.5G16.5/PER/UD/CL/G/E26/WGD 6/2PF T20



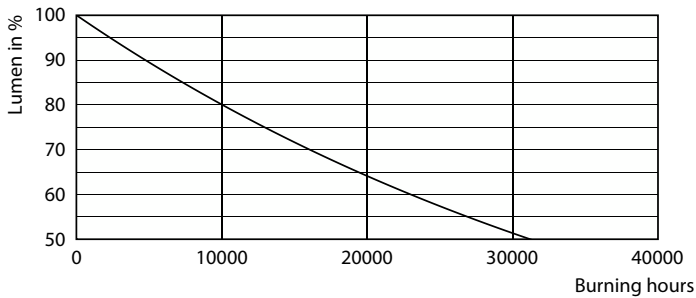
Light Distribution Diagram - 3.5G16.5/PER/UD/CL/G/E26/WGD 6/2PF T20

LED G16.5

Lifetime



Life Expectancy Diagram



Lumen Maintenance Diagram - 3.5G16.5/PER/UD/CL/G/E26/WGD 6/2PF T20

