



LED Wallpack Retrofits

20WP/LED/850/ND E26 G2 BB 6/1

Philips LED HID replacement lamps are perfect LED replacement for a variety of outdoor applications. High intensity illumination, which means you get added visibility for applications like streets, public areas, and much more for a fraction of the energy used by conventional HID.

Product data

| General information | |
|---------------------------------------|------------------------------------|
| Base | E26 [Single Contact Medium Screw] |
| EU RoHS compliant | Yes |
| Nominal Lifetime (Nom) | 50000 h |
| Switching Cycle | 50000X |
| Technical Type | 20-70-100W |
| Light technical | |
| Color Code | 850 [CCT of 5000K] |
| Initial lumen (Nom) | 3000 lm |
| Color Designation | Daylight |
| Correlated Color Temperature (Nom) | 5000 K |
| Luminous Efficacy (rated) (Nom) | 150.00 lm/W |
| Color Consistency | ANSI 5000K quadrangle |
| Color Rendering Index (Nom) | 80 |
| LLMF At End Of Nominal Lifetime (Nom) | 70 % |
| Operating and electrical | |
| Input Frequency | 50 to 60 Hz |
| Power (Rated) (Nom) | 20 W |

| Lamp Current (Nom) | 222 mA |
|---------------------------------|-----------------------------|
| Starting Time (Nom) | 1 s |
| Warm Up Time to 60% Light (Nom) | 1 s |
| UL Type | Type B - bypass the ballast |
| Power Factor (Nom) | 0.9 |
| Voltage (Nom) | 100-277 V |
| Temperature | |
| T-Case Maximum (Nom) | 60 °C |
| Controls and dimming | |
| Dimmable | No |
| Mechanical and housing | |
| Bulb Finish | Clear |
| Bulb Shape | Wall Pack |
| Approval and application | |
| Energy Consumption kWh/1000 h | 20 kWh |

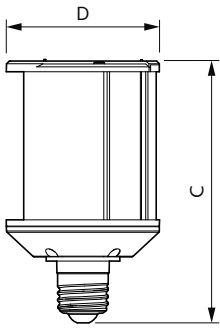
LED Wallpack Retrofits

Product data

| | |
|-------------------------------|-------------------------------|
| Order product name | 20WP/LED/850/ND E26 G2 BB 6/1 |
| EAN/UPC - Product | 046677559922 |
| Order code | 559922 |
| Numerator - Quantity Per Pack | 1 |

| | |
|---------------------------------|--------------|
| Numerator - Packs per outer box | 6 |
| Material Nr. (12NC) | 929002398104 |
| Net Weight (Piece) | 0.486 kg |

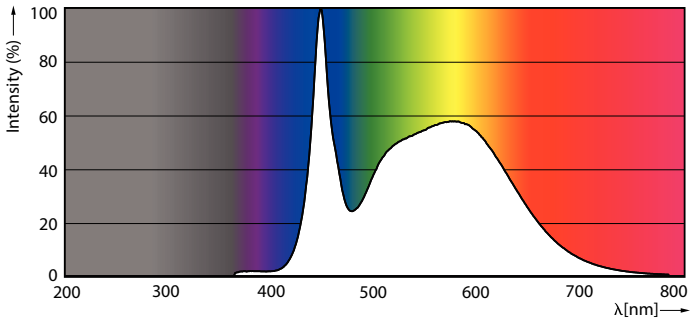
Dimensional drawing




20WP/LED/850/ND E26 G2 BB 6/1

| Product | D | C |
|-------------------------------|-------|--------|
| 20WP/LED/850/ND E26 G2 BB 6/1 | 92 mm | 135 mm |

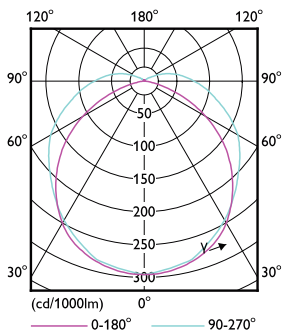
Photometric data



LEDTForce 20W WallPack E26 850



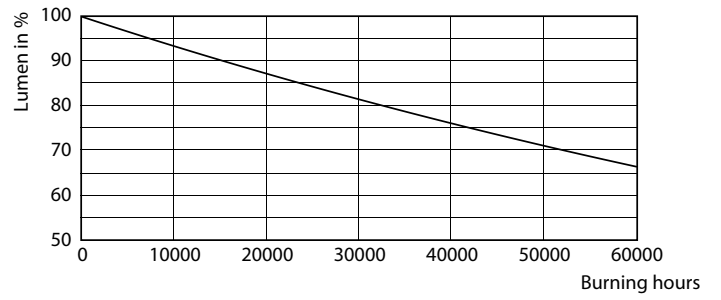
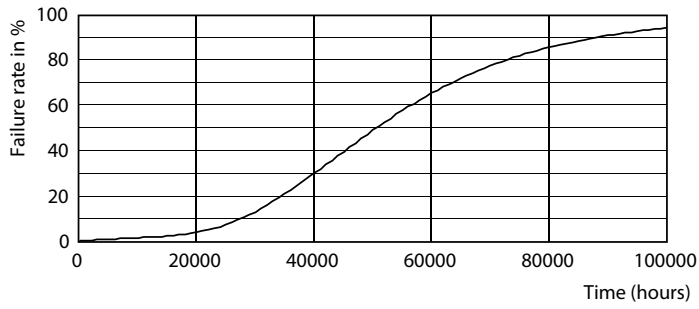
LEDTForce 20W WallPack E26 850



LEDTForce WallPack

LED Wallpack Retrofits

Lifetime



50K

50K

