



LED BA11

Philips LED BA11 candles offer energy saving ambiance with the elegant effect of incandescent candles. These designs provides light in an omnidirectional manner, giving lighting designers a long life alternative to standard incandescent sources.

Product data

| General Information | |
|------------------------|-------------------------|
| Base | E12 [Candelabra Screw] |
| EU RoHS compliant | Yes |
| Nominal Lifetime (Nom) | 15000 h |
| Switching Cycle | 20000X |
| Technical Type | 6.6-75W |

| Light Technical | |
|---------------------------------------|-------------------------------|
| Color Code | 927-922 [CCT of 2700K-2200K] |
| Initial lumen (Nom) | 600 lm |
| Color Designation | Warm Glow(WG) |
| Correlated Color Temperature (Nom) | 2700-2200 K |
| Luminous Efficacy (rated) (Nom) | 90.00 lm/W |
| Color Consistency | <4 |
| Color Rendering Index (Nom) | 90 |
| LLMF At End Of Nominal Lifetime (Nom) | 0.7 % |

| Operating and Electrical | |
|--------------------------|-------|
| Input Frequency | 60 Hz |
| Power (Rated) (Nom) | 6.6 W |
| Lamp Current (Nom) | 75 mA |
| Wattage Equivalent | 75 W |
| Starting Time (Nom) | 0.5 s |

| | |
|---------------------------------|-------|
| Warm Up Time to 60% Light (Nom) | 0.5 s |
| Power Factor (Nom) | 0.7 |
| Voltage (Nom) | 120 V |

| Temperature | |
|----------------------|-------|
| T-Case Maximum (Nom) | 60 °C |

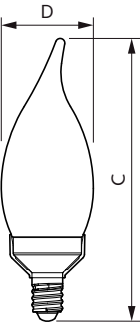
| Controls and Dimming | |
|----------------------|-----|
| Dimmable | Yes |

| Mechanical and Housing | |
|------------------------|-------|
| Bulb Finish | Clear |

| Product Data | |
|---------------------------------|--------------------------------------|
| XUCDM.COPY.Product.Title | 6.6BA11/PER/927-922/CL/G/E12/WGX T20 |
| EAN/UPC - Product | 046677557478 |
| Order code | 557470 |
| Numerator - Quantity Per Pack | 1 |
| Numerator - Packs per outer box | 6 |
| Material Nr. (12NC) | 929002295704 |
| Net Weight (Piece) | 0.014 kg |

LED BA11

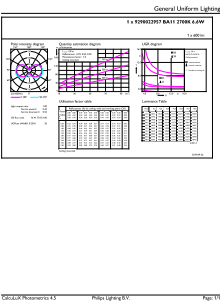
Dimensional drawing



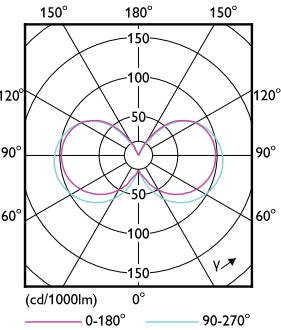
BA11 6.6-75W 600lm 2700-2200K E12 D CL

| Product | D | C |
|--------------------------------------|-------|--------|
| 6.6BA11/PER/927-922/CL/G/E12/WGX T20 | 35 mm | 110 mm |

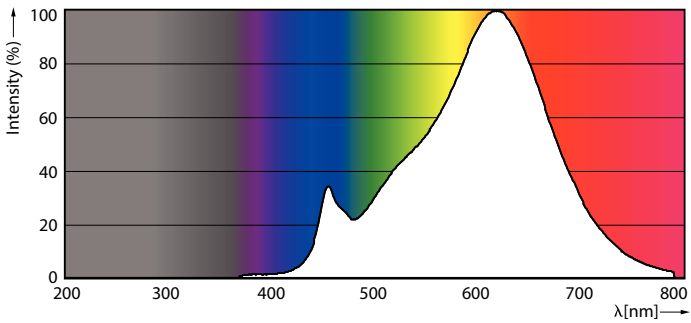
Photometric data



LEDbulb 75W E12 BA11 927 CL



LEDbulb BA11 CL



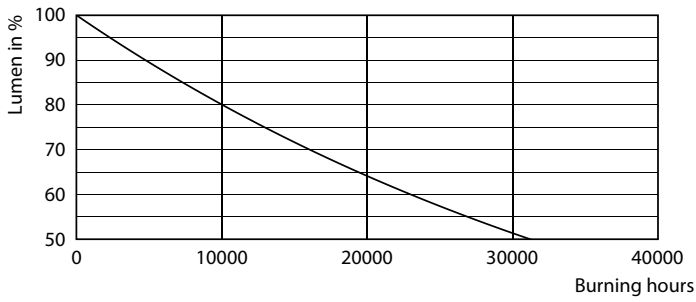
LEDbulb BA11 927 CL

LED BA11

Lifetime



LEDbulb_15K LED



LEDbulb_15K LMP

