



# LED Highbay

## 38HB/LED/850/ND FB 6/1

Philips LED high bay lamps are a direct replacement for 250W to 400W metal halide lamps which will deliver substantial energy savings. Available in both plug-and-play (UL Type A) and MainsFit (UL Type B) options, Philips LED HighBays delivers bright, clean light for a fraction of the energy used by conventional HID.

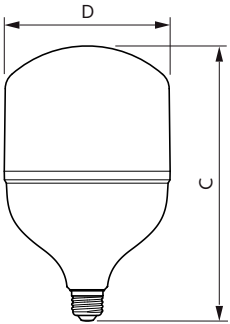
### Product data

| General Information                   |                                    |
|---------------------------------------|------------------------------------|
| Base                                  | E26 [ Single Contact Medium Screw] |
| EU RoHS compliant                     | Yes                                |
| Nominal Lifetime (Nom)                | 25000 h                            |
| Switching Cycle                       | 50000X                             |
| Technical Type                        | 38-85W                             |
| Light Technical                       |                                    |
| Color Code                            | 850 [ CCT of 5000K]                |
| Beam Angle (Nom)                      | 200 °                              |
| Initial lumen (Nom)                   | 3800 lm                            |
| Luminous Flux (Rated) (Nom)           | 3800 lm                            |
| Color Designation                     | Daylight                           |
| Correlated Color Temperature (Nom)    | 5000 K                             |
| Luminous Efficacy (rated) (Nom)       | 100.00 lm/W                        |
| Color Consistency                     | <6                                 |
| Color Rendering Index (Nom)           | 80                                 |
| LLMF At End Of Nominal Lifetime (Nom) | 70 %                               |
| Operating and Electrical              |                                    |
| Input Frequency                       | 50 to 60 Hz                        |
| Power (Rated) (Nom)                   | 38 W                               |
| Lamp Current (Nom)                    | 320 mA                             |

| Wattage Equivalent              | 85 W                   |
|---------------------------------|------------------------|
| Starting Time (Nom)             | 0.5 s                  |
| Warm Up Time to 60% Light (Nom) | 0.5 s                  |
| Power Factor (Nom)              | 0.92                   |
| Voltage (Nom)                   | 120 V                  |
| Temperature                     |                        |
| T-Case Maximum (Nom)            | 90 °C                  |
| Controls and Dimming            |                        |
| Dimmable                        | No                     |
| Mechanical and Housing          |                        |
| Bulb Finish                     | Frosted                |
| Product Data                    |                        |
| XUCDM.COPY.Product.Title        | 38HB/LED/850/ND FB 6/1 |
| EAN/UPC - Product               | 046677541965           |
| Order code                      | 541960                 |
| Numerator - Quantity Per Pack   | 1                      |
| Numerator - Packs per outer box | 6                      |
| Material Nr. (12NC)             | 929001990104           |
| Net Weight (Piece)              | 0.247 kg               |

# LED Highbay

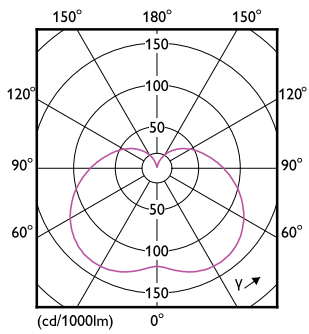
## Dimensional drawing



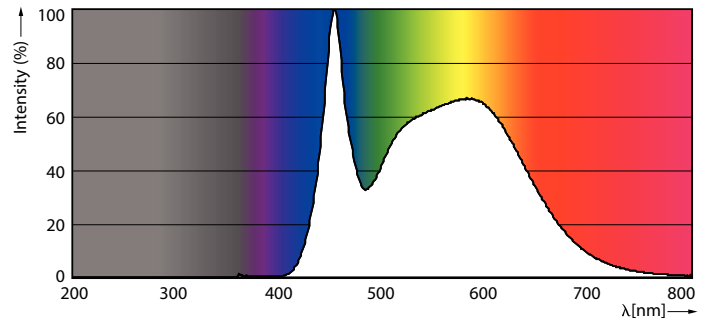
Bulb 120-240V 37-W 3600lm 5000K E26 ND

| Product                | D      | C      |
|------------------------|--------|--------|
| 38HB/LED/850/ND FB 6/1 | 138 mm | 238 mm |


## Photometric data



LEDTrueForce E26 120-240V 38HB



LEDTrueForce E26 120-240V 38HB 850 37W



General Uniform Lightness Page 11

LEDTrueForce E26 120-240V 38HB 850 37W

# LED Highbay

## Lifetime



LEDTrueForce E26 120-240V

LEDTrueForce E26 120-240V

