



LED Highbay

25HB/LED/830/ND FB 6/1

Philips LED high bay lamps are a direct replacement for 250W to 400W metal halide lamps which will deliver substantial energy savings. Available in both plug-and-play (UL Type A) and MainsFit (UL Type B) options, Philips LED HighBays delivers bright, clean light for a fraction of the energy used by conventional HID.

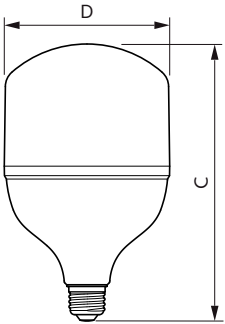
Product data

| General Information | |
|---------------------------------------|------------------------------------|
| Base | E26 [Single Contact Medium Screw] |
| EU RoHS compliant | Yes |
| Nominal Lifetime (Nom) | 25000 h |
| Switching Cycle | 50000X |
| Technical Type | 25-70W |
| Light Technical | |
| Color Code | 830 [CCT of 3000K] |
| Beam Angle (Nom) | 200 ° |
| Initial lumen (Nom) | 2650 lm |
| Luminous Flux (Rated) (Nom) | 2650 lm |
| Color Designation | White (WH) |
| Correlated Color Temperature (Nom) | 3000 K |
| Luminous Efficacy (rated) (Nom) | 106.00 lm/W |
| Color Consistency | <6 |
| Color Rendering Index (Nom) | 80 |
| LLMF At End Of Nominal Lifetime (Nom) | 70 % |
| Operating and Electrical | |
| Input Frequency | 50 to 60 Hz |
| Power (Rated) (Nom) | 25 W |
| Lamp Current (Nom) | 240 mA |

| Wattage Equivalent | 70 W |
|---------------------------------|------------------------|
| Starting Time (Nom) | 0.5 s |
| Warm Up Time to 60% Light (Nom) | 0.5 s |
| Power Factor (Nom) | 0.7 |
| Voltage (Nom) | 120 V |
| Temperature | |
| T-Case Maximum (Nom) | 90 °C |
| Controls and Dimming | |
| Dimmable | No |
| Mechanical and Housing | |
| Bulb Finish | Frosted |
| Product Data | |
| XUCDM.COPY.Product.Title | 25HB/LED/830/ND FB 6/1 |
| EAN/UPC - Product | 046677541910 |
| Order code | 541912 |
| Numerator - Quantity Per Pack | 1 |
| Numerator - Packs per outer box | 6 |
| Material Nr. (12NC) | 929001989604 |
| Net Weight (Piece) | 0.177 kg |

LED Highbay


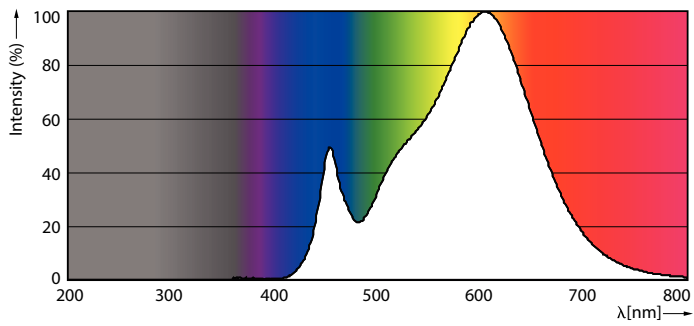
Dimensional drawing



Bulb 120-240V 27-W 2700lm 3000K E26 ND

| Product | D | C |
|------------------------|--------|--------|
| 25HB/LED/830/ND FB 6/1 | 118 mm | 209 mm |

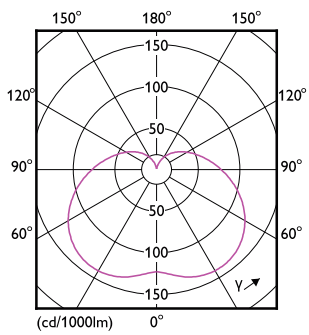
Photometric data



OSRAM Research Ltd. All rights reserved. Page 1/1

LEDTrueForce E26 120-240V 25HB 830 27W

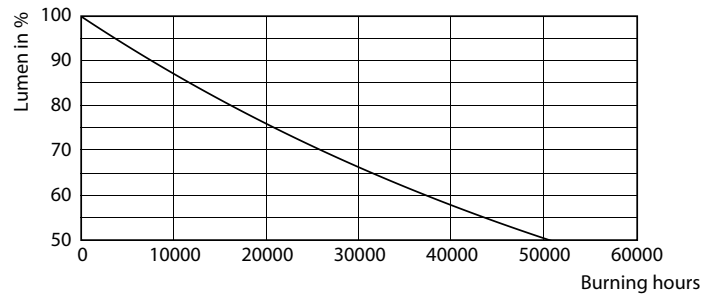
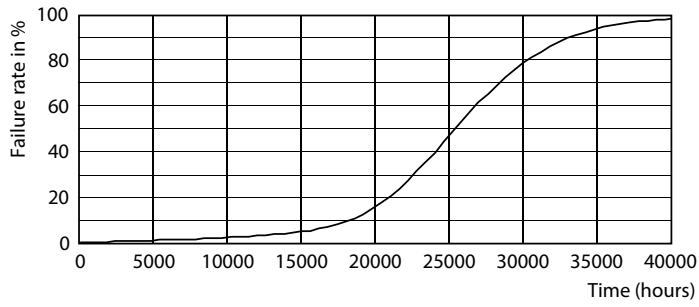
LEDTrueForce E26 120-240V 25HB 830 27W



LEDTrueForce E26 120-240V 25HB

LED Highbay

Lifetime



LEDTrueForce E26 120-240V

LEDTrueForce E26 120-240V

