



LED PAR38

16.5PAR38/PER/927/F25/DIM/120V 6/1FB T20

Philips LED spots with a single optic beam, provide a clean beam that's free from shadows with beam angles from 15 and 40 degrees to suit every general lighting application.

Product data

| General Information | |
|---------------------------------------|------------------------------------|
| Base | E26 [Single Contact Medium Screw] |
| EU RoHS compliant | Yes |
| Nominal Lifetime (Nom) | 25000 h |
| Switching Cycle | 50000X |
| Technical Type | 16.5-120W |
| Light Technical | |
| Color Code | 927 |
| Beam Angle (Nom) | 25 ° |
| Initial lumen (Nom) | 1150 lm |
| Luminous Flux (Rated) (Nom) | 1150 lm |
| Luminous Intensity (Nom) | 5800 cd |
| Color Designation | Warm White (WW) |
| Correlated Color Temperature (Nom) | 2700 K |
| Luminous Efficacy (rated) (Nom) | 69.00 lm/W |
| Color Consistency | <4 |
| Color Rendering Index (Nom) | 95 |
| LLMF At End Of Nominal Lifetime (Nom) | 70 % |
| Operating and Electrical | |
| Input Frequency | 60 Hz |
| Power (Rated) (Nom) | 16.5 W |
| Lamp Current (Nom) | 170 mA |

| | |
|---------------------------------|-------|
| Wattage Equivalent | 120 W |
| Starting Time (Nom) | 0.5 s |
| Warm Up Time to 60% Light (Nom) | 0.5 s |
| Power Factor (Nom) | 0.9 |
| Voltage (Nom) | 120 V |

| Temperature | |
|----------------------|-------|
| T-Case Maximum (Nom) | 90 °C |

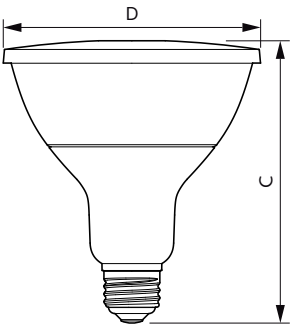
| Controls and Dimming | |
|----------------------|-----|
| Dimmable | Yes |

| Approval and Application | |
|------------------------------|-----|
| Suitable For Accent Lighting | Yes |

| Product Data | |
|---------------------------------|--|
| XUCDM.COPY.Product.Title | 16.5PAR38/PER/927/F25/DIM/120V 6/1FB T20 |
| EAN/UPC - Product | 046677534875 |
| Order code | 534875 |
| Numerator - Quantity Per Pack | 1 |
| Numerator - Packs per outer box | 6 |
| Material Nr. (12NC) | 929001909104 |
| Net Weight (Piece) | 0.385 kg |

LED PAR38

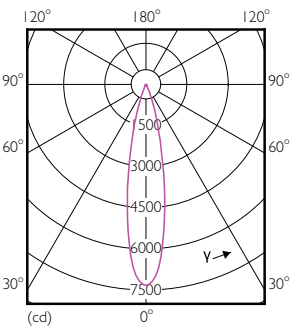
Dimensional drawing



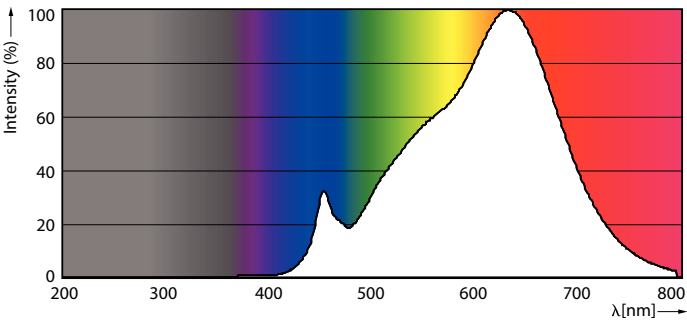
PAR38 17-120W 1250lm 25D 2700K E26 ND

| Product | D | C |
|--|----------|----------|
| 16.5PAR38/PER/927/F25/DIM/120V 6/1FB T20 | 120.7 mm | 134.6 mm |

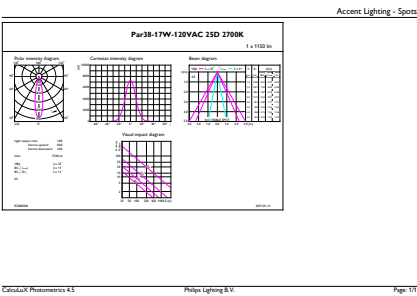
Photometric data



LEDspot PAR38 E26 927 25°



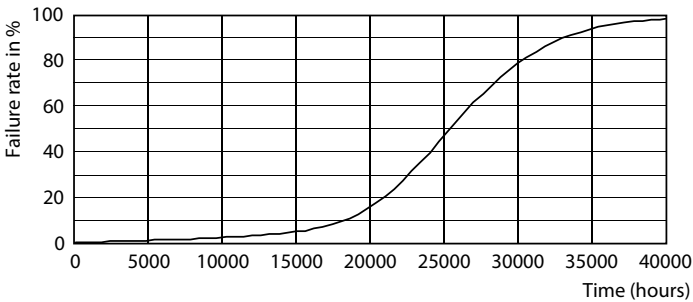
LEDspot PAR38 E26



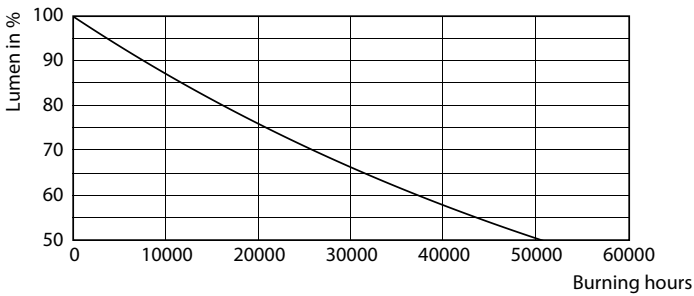
LEDspot PAR38 E26 927 25°

LED PAR38

Lifetime



LEDspot E26



LEDspot E26

