



## Pulse Start MH Std 320W/640 Mog ED28 CL

Product family description  
Range of Pulse Start quartz metal halide lamps for greater efficiency and lumen maintenance vs Switch Start metal halide.

### Features/Benefits

- Up to 25% increase in maintained light output over standard metal halide.
- Increased efficacy (up to 120 lumens per watt) equals low total cost of ownership.
- Up to 50% faster warm-up and restrike time.
- Up to 50% increase in life when compared to switch start metal halide.

### Applications

- Ideal for industrial and retail high/low bays, and parking lots.

### Notes

- Color characteristics may vary somewhat from one lamp type to another. Time should be allowed for the lamp to stabilize in color when it is turned on for the first time or if for any reason its operating position is changed. This may require several hours' operation, with more than one start. Lamp color and output may change temporarily if the lamp is subjected to excess vibration or shock. Lamp color characteristics may change after long accumulate operating time. (372)
- Performance may not be satisfactory unless operated within specified operating positions. (374)
- Requires a ballast specified or approved for Philips Metal Halide lamp or one designed to the indicated ANSI Standard. A pulse ignitor is required. Sockets and wiring must withstand starting pulse. (391)
- Rated average life is the life obtained, on the average, from large representative groups of lamps in laboratory tests under controlled conditions at 10 or more operating hours per start. It is based on survival of at least 50% of the lamps and allows for individual lamps or groups of lamps to vary considerably from the average. For lamps with a rated average life of 24,000 hours, life is based on survival of 67% of the lamps. (351)
- Rated average life hours for universal lamps is based on vertical operating position. Operating these lamps in other position will reduce the life by approximately 25% of the rated average life hours.
- Approximate lumen values listed are for vertical operation of the lamp. (352)
- Means Lumens is the approximate lumen output at 40% of lamp rated average life. (353)
- Heat resisting glass bulb.

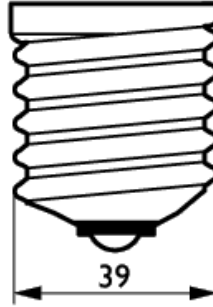
Product data	
Product Number	383810
Full product name	Pulse Start MH Std 320W/640 Mog ED28 CL
Ordering Code	MS320/U/PS

# PHILIPS

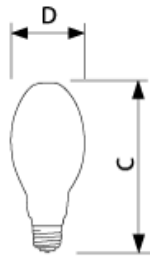
Product data	
Pack type	1 Sleeve Open End
Pieces per Sku	1
Skus/Case	12
Pack UPC	046677383817
EAN2US	
Case Bar Code	50046677383812
Successor Product number	
System Description	Pulse Start
Base	Mogul [Mogul]
Base Information	Nic/Brass [Nickel/Brass Base]
Bulb	ED28
Bulb Material	Hard Glass
Bulb Finish	Clear
Operating Position	Universal [Any or Universal (U)]
Packing Type	1SL [1 Sleeve Open End]
Packing Configuration	12
RatedAvgLife(See Family Notes)	20000 hr
Ordering Code	MS320/U/PS
Pack UPC	046677383817
Case Bar Code	50046677383812
ANSI Code HID	M154/M132/E
Watts	320W
Lamp Voltage	132 V
Mercury (Hg) Content	37.5 mg
Color Code	640 [CCT of 4000K]
Color Rendering Index	62 Ra8
Color Designation	Cool White
Color Temperature	4100 K
Initial Lumens	30000 Lm
Design Mean Lumens	21000 Lm
Light Center Length L	5 in
Max Overall Length (MOL) - C	8.313 in
Diameter D	3.5 in
Product Number	383810




PS MH Std ED28 CL



Base Mogul



PS MH Std ED28



Operating Position Universal

