

NT-300 and NT-2300 Series

One and Two-Circuit Track System

Source: 2400W each circuit
120V input

Type

Project

Catalog No.

Notes

PRODUCT DESCRIPTION

Low profile, extruded aluminum track with 20-Amp rated flat, solid integral conductors. Variety of connectors and accessory parts available.

NOTE: Nora Track is not approved for use with remote transformers. Low voltage fixtures require a transformer for each fixture, can be purchased as a separate item or a fixture with transformer included.

SPECIFICATION

Extrusion: 0.030 die cast aluminum construction with 0.045 PVC insulators holding 12-gauge flat conductor wiring. Polarity groove is located on face of track to indicate location of grounding conductor.

Polarity Groove: Each track section includes a groove on the surface of the extrusion. This groove must be continuous throughout the track run. Track heads also have a polarity groove, which must coincide with the track's polarity groove.

Mounting: The track may be surface, stem, or cable mounted. All lengths of track can be field cut. Surface mounting hardware included with each track section.

Compatibility: Nora track system is compatible with Halo, Catalina, Hampton Bay, Halo-Edison, or any other brand configured to Halo 3-wire track configuration.

NOTE: Wands and monopoint canopies are generally not compatible with other manufacturers.

ELECTRICAL

Input Voltage: 120V

Wattage: 2400W each circuit

Dimming: Nora track may be dimmed with any approved incandescent, magnetic low voltage, or electronic low voltage controls, depending on the track fixtures being used. If using two dimming switches on NT-2300 two-circuit track, only apply a single phase neutral to the shared common wire on the track rail. Do not attempt to use 3-way or multi-phase neutral if dimming.

LISTING

cULus Listed for Dry Locations



One-Circuit Track System

Track Length / Finish

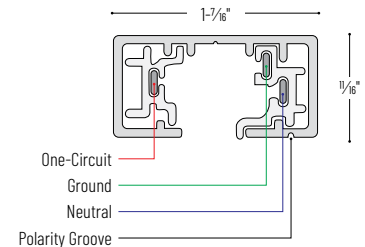
NT-301B = 2' Track, Black (actual length: 24-1/4")
NT-301BZ = 2' Track, Bronze (actual length: 24-1/4")
NT-301N = 2' Track, Natural Metal (actual length: 24-1/4")
NT-301S = 2' Track, Silver (actual length: 24-1/4")
NT-301W = 2' Track, White (actual length: 24-1/4")
NT-302B = 4' Track, Black (actual length: 48-1/4")
NT-302BZ = 4' Track, Bronze (actual length: 48-1/4")
NT-302N = 4' Track, Natural Metal (actual length: 48-1/4")
NT-302S = 4' Track, Silver (actual length: 48-1/4")
NT-302W = 4' Track, White (actual length: 48-1/4")
NT-303B = 6' Track, Black (actual length: 72-1/4")
NT-303N = 6' Track, Natural Metal (actual length: 72-1/4")
NT-303S = 6' Track, Silver (actual length: 72-1/4")
NT-303W = 6' Track, White (actual length: 72-1/4")
NT-304BA = 8' Track, Black (actual length: 92-3/8")
NT-304BZA = 8' Track, Bronze (actual length: 92-3/8")
NT-304N = 8' Track, Natural Metal (actual length: 96-1/4")
NT-304SA = 8' Track, Silver finish (actual length: 92-3/8")
NT-304WA = 8' Track, White finish (actual length: 92-3/8")
NT-331B = 12' Track, Black finish (actual length: 144-1/4")
NT-331S = 12' Track, Silver finish (actual length: 144-1/4")
NT-331W = 12' Track, White finish (actual length: 144-1/4")
NT-331KB = 12' Track Kit, Black finish
(includes (2) 6' sections and straight connector)
NT-331KS = 12' Track Kit, Silver finish
(includes (2) 6' sections and straight connector)
NT-331KW = 12' Track Kit, White finish
(includes (2) 6' sections and straight connector)

Two-Circuit Track System

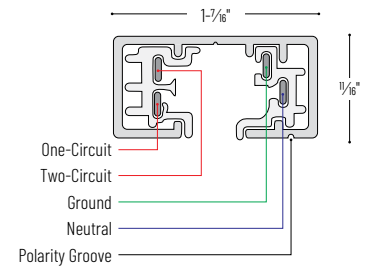
Track Length / Finish

NT-2301B = 2' Track, Black (actual length: 24-1/4")
NT-2301S = 2' Track, Silver (actual length: 24-1/4")
NT-2301W = 2' Track, White (actual length: 24-1/4")
NT-2302B = 4' Track, Black (actual length: 48-1/4")
NT-2302S = 4' Track, Silver (actual length: 48-1/4")
NT-2302W = 4' Track, White (actual length: 48-1/4")
NT-2303B = 6' Track, Black (actual length: 72-1/4")
NT-2303S = 6' Track, Silver (actual length: 72-1/4")
NT-2303W = 6' Track, White (actual length: 72-1/4")
NT-2304BA = 8' Track, Black (actual length: 92-3/8")
NT-2304S = 8' Track, Silver (actual length: 96-1/4")
NT-2304WA = 8' Track, White (actual length: 92-3/8")
NT-2331KB = 12' Track Kit, Black finish
(includes (2) 6' sections and straight connector)
NT-2331KS = 12' Track Kit, Silver finish
(includes (2) 6' sections and straight connector)
NT-2331KW = 12' Track Kit, White finish
(includes (2) 6' sections and straight connector)


PRODUCT IMAGES AND DIMENSIONS



One-Circuit Track



Two-Circuit Track



NT-301 / NT-2301: 24-1/4"
NT-302 / NT-2302: 48-1/4"
NT-303 / NT-2303: 72-1/4"
NT-304 / NT-2304: 96-1/4"
NT-304A / NT-2304A: 92-3/8"
NT-331: 144-1/4"
NT-331K / NT-2331K: 144-5/8"

Example: **NT-302B** = 4' One-Circuit Track, Black finish

NT-300 and NT-2300 Series

One and Two-Circuit Track System Accessories

Type

Project

Catalog No.

Notes



Live End Feed

Circuit	Finish
NT-316 = One-Circuit	B = Black
NT-2316* = Two-Circuit	S = Silver
	W = White

To start a run. Adds 2-3/4" to length. Left hand polarity available for daisy chain applications (NT-2316/L).



Live End Feed with Cover

Circuit	Finish
NT-311 = One-Circuit	B = Black
NT-2311 = Two-Circuit	S = Silver
	W = White

Live end to start a run. Mounting hardware included.



Floating Canopy Feed

Circuit	Finish
NT-307 = One-Circuit	B = Black
NT-2307 = Two-Circuit	S = Silver
	W = White

Connects track to existing outlet box anywhere along the track. Mounting hardware included



Live End Feed with Cord and Plug Set

Circuit	Finish
NT-321 = One-Circuit	B = Black
	S = Silver
	W = White

Live end 10A 1200W max. with 12' grounded cord and plug. (Not UL Listed)



Live End Conduit Connector

Circuit	Finish
NT-328 = One-Circuit	B = Black
NT-2328* = Two-Circuit	S = Silver
	W = White

Accepts standard 1/2" conduit fitting. Use the surface conduit feed trade-size conduit fitting. Left hand polarity available for daisy chain applications (NT-328/L).



Live End Feed with Canopy

Circuit	Finish
NT-352 = One-Circuit	B = Black
NT-2352 = Two-Circuit	S = Silver
	W = White

Live end to start a run. Mounting hardware included.



Current Limiting Feed with Circuit Breaker

Circuit	Finish	Breaker
NT-348 = One-Circuit End Feed	B = Black	/0.5A = 0.5A (End Feed only)
NT-358 = One-Circuit In-Line Feed	S = Silver (End Feed only)	/1A = 1A
NT-2348 = Two-Circuit End Feed	W = White	/2.5A = 2.5A
NT-2358 = Two-Circuit In-Line Feed		/5A = 5A
		/7.5A = 7.5A
		/10A = 10A
		/12A = 12A
		/14A = 14A



T-Bar End Feed

Circuit	Finish
NT-348 = One-Circuit	B = Black
NT-2348 = Two-Circuit	S = Silver
	W = White

To start a run. Top three knockouts. Mounting hardware included.



Straight Connector

Circuit	Finish
NT-310 = One-Circuit	B = Black
NT-2310 = Two-Circuit	S = Silver
	W = White

Joins two track sections end to end. Cannot be used as a power feed. Adds 1/8" to length.



Flexible Connector

Circuit	Finish
NT-309 = One-Circuit	B = Black
NT-2309 = Two-Circuit	S = Silver
	W = White

Connecting two tracks at any angle up to 90°. Can be used as a power feed. Adds 7-1/2" to length.



I-Connector

Circuit	Finish
NT-312 = One-Circuit	B = Black
NT-2312 = Two-Circuit	S = Silver
	W = White

Joins two track sections together end to end. Can be used as a power feed. Adds 4" to length.



L-Connector

Circuit	Finish
NT-313 = One-Circuit	B = Black
NT-2313 = Two-Circuit	S = Silver
	W = White


Connects two track sections at 90°. Field adjustable for right or left hand polarity. Cover included to change to I-Connector.



T-Connector

Circuit	Finish
NT-314 = One-Circuit	B = Black
NT-2314* = Two-Circuit	S = Silver
	W = White

Connects three track sections in a T configuration. Can be used as a powder feed.



X-Connector

Circuit	Finish
NT-315 = One-Circuit	B = Black
NT-2315* = Two-Circuit	S = Silver
	W = White

Connects four track sections in a cross configuration. Can be used as a powder feed. Adds 4" to length.



Dead End Cap

Circuit	Finish
NT-318 = One-Circuit	B = Black
NT-2318* = Two-Circuit	S = Silver
	W = White

To end a run. Two are included with each track.

* Note: All two-circuit track connectors are supplied as right polarity, for left polarity add "L" suffix

NT-300 and NT-2300 Series

One and Two-Circuit Track System Accessories

Type

Project

Catalog No.

Notes



Pendant Assembly Kit

Length	Finish
NT-305 = 18"	B = Black
NT-306 = 24"	S = Silver
NT-336 = 36"	W = White
NT-329 = 48"	

Suspends track from ceiling. 4' maximum distance between pendant assembly kits.



Replacement Stem for Pendant Assembly

Length	Finish
NRA-132/24 = 24"	B = Black
NRA-132/48 = 48"	S = Silver
NRA-132/72 = 72"	W = White
NRA-132/96 = 96"	
NRA-82 = Stem Coupler	

To replace existing or field damaged stem in pendant assembly kit. Use NRA-82 coupler to join two stems together.



Slope Pendant Adapter

Description	Finish
NT-349 = Slope Pendant	B = Black
	S = Silver
	W = White

Allows pendant assembly kit (NT-305, NT-306, NT-336, NT-329) to hang straight down from ceiling. Can be used to feed power to track.



Aircraft Cable Suspension Kit

Length
NT-355/8 = 8'
NT-355/20 = 20'

Suspends track from high ceiling applications with 1/4" - 20 threaded coupling. Supplied with T-Bar mounting clip, ceiling plate, aircraft cable and couplers.



Wire Way Cover

Description	Finish
NT-326 = Wire Way Cover	B = Black
	S = Silver
	W = White

For track to be wired through stem. Use one for each live end used.



Outlet Box Cover

Description	Finish
NT-320 = Outlet Box Cover	B = Black
	S = Silver
	W = White

Can be used at any feed connection (live, straight, L, T or X). Screws included.



T-Bar Attachment Clip

Size
NT-332 = 15/16" T-Bar Clip

To attach track to T-Bar drop ceiling.



Outlet Adapter

Description	Finish
NT-327 = Outlet Adapter	B = Black
	S = Silver
	W = White

Allows a power outlet to be placed on the track. (Not UL Listed)



Utility Hook

Description	Finish
NT-308 = Utility Hook	B = Black
	S = Silver
	W = White

For chain hung fixtures up to 30 lbs.



Pendant Adapter

Description	Finish
NT-368 = Pendant Adapter	B = Black
	S = Silver
	W = White

Allows a pendant to be powered from track. Adapter extends 2" from the track.

NT-300 and NT-2300 Series

One and Two-Circuit Track System Accessories

Type

Project

Catalog No.

Notes



Versa QuickJack Adapter

Description	Finish
NT-370 = QuickJack Adapter	B = Black S = Silver W = White

Contains female QuickJack adapter. Accepts all fixtures with male QuickJack adapter. Includes electronic transformer/driver rated for 0-60W.



Extension Rod

Length	Finish
NT-322/12 = 12"	B = Black W = White
NT-322 = 18"	B = Black
NT-323 = 24"	S = Silver
NT-324 = 36"	W = White
NT-325 = 48"	

Extends track fixture from track. Also available by special order, factory installed extension rods to 48".



18" Flexible Extension Rod

Length	Finish
NT-330 = 18" Flexible	B = Black W = White

For use only with NTH-618. Extends track fixture from track. Cannot be used with NTL-200 series low voltage track fixtures.



Slope Adapter

Description	Finish
NT-333 = H Fixture to H Track	B = Black
NT-334 = J Fixture to H Track	S = Silver
NT-335 = H Fixture to J Track	W = White

Used to extend track fixture on a slope ceiling
*NT-335 not available in silver finish



Monopoint for Line Voltage Fixtures

Description	Finish
NT-319 = Square Monopoint	B = Black
NT-366 = Round Monopoint	S = Silver W = White

Allows the installation of line voltage track fixture/pendant without a track - not suitable for all products. Mounts permanently to outlet box.



Monopoint for Versa Low Voltage Fixtures

Description	Finish
NT-337 = Square Monopoint	B = Black S = Silver W = White

Allows the installation of one NTLE-200 Versa series track fixture without a track. Mounts permanently to outlet box. 10 lbs. max weight.



Monopoint for Double Locking Fixtures

Description	Finish
NT-380 = Round Monopoint	B = Black W = White

Allows the installation of double locking track fixture without a track - not suitable for all products. Mounts permanently to outlet box. Compatible fixtures: NTE-854, NTE-855, NTE-880, NTH-910, NTH-920, NTH-930



Monopoint for Aiden Track Head (NTE-850)

Description	Finish
NT-379 = Round Monopoint	B = Black S = Silver W = White

Allows the installation of Aiden Track Head without a track - not suitable for all products. Mounts permanently to outlet box. Compatible fixture: NTE-850