

Catalog # :

Project :

Prepared By :

Date :



## XP G4 LED Parking Garage Luminaire



The XP G4 parking garage luminaire compliments any architectural setting and delivers energy efficient, uniform downlight for safety. This sleek fixture provides visual comfort with minimal glare and is ideal for parking garage, canopy and low bay applications.

### Features & Specifications

#### Optical System

- Ultra-high efficiency optics provide solid performance for typical spacings and heights, exceptional uniformity with vertical illumination and full cutoff. Ideal when maximum spacing is desired without sacrificing desired lumen levels. Meets RP20 recommendations while delivering unique control of distribution to minimize glare.
- The XP G4 features a slim 5-1/2" profile. Housing is die-formed aluminum with a gasketed clear flat tempered glass lens providing a water-resistant seal. Weather-tight aluminum enclosure contains factory prewired driver to ensure no water entry and to eliminate need to open fixture completely. Optical unit is IP65 rated.
- Use of closely spaced medium-power, high brightness chips provide uniform lens luminance with no dead spots.
- Distribution available in Type 5 Wide (5W).
- Available in 5000K and 4000K color temperatures.
- Minimum CRI of 80.

#### Electrical

- 0-10 volt dimming (5% - 100%) standard.
- Standard Universal Voltage (120-277 Vac) Input 50/60 Hz or optional High Voltage (347-480 Vac).
- L80 Calculated Life: >100k Hours (See Lumen Maintenance on Page 2)
- Total harmonic distortion: <20%
- Operating temperature: -40°C to +50°C (-40°F to +122°F).
- Optional 120v-277v integral emergency battery pack is available to meet critical life safety lighting requirements. The 90-minute batteries provide constant power to the LED system, ensuring code compliance. A test switch/indicator button is installed on the housing for ease of maintenance.
- Field replaceable surge protection device meets a minimum Category C Low operation (per ANSI/IEEE C62.41.2).
- Power factor: >.95
- Input power stays constant over life.



Dimmable



cULus LISTED

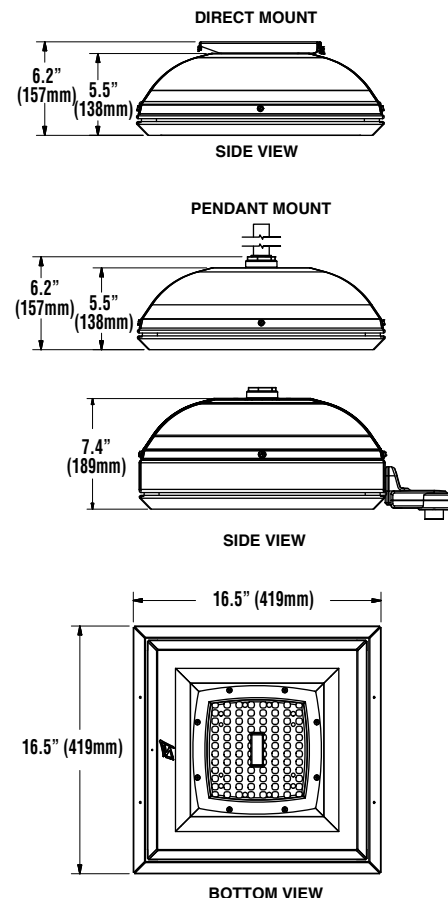
IP65



ARRA Funding Compliant



### Product Dimensions





# XP G4 LED Parking Garage Luminaire

## Features & Specifications (Cont.)

### Construction

- Rigid aluminum housing for consistency and strength that serves as a heat sink and resist accumulation of dust and debris
- All metal parts are painted after fabrication following treatment with phosphate rust inhibitor.
- Shipping weight: 19lbs in carton

### Installation

- Not intended for recessed mounting in enclosed ceilings. Standard mounting is rigid 3/4" pendant mount or direct surface mount to 4" (102mm) octagon box (box by others). Pendant and direct mount standard with 60" leads and 8" leads respectively. Direct mount features standard quick mount plate with elongated key hole slots to allow alignment of fixtures.

### Controls

- Optional integral passive infrared motion sensor activates switching of luminaire light levels (see page 5 for more details).
- LSI's AirLink™ wireless control system options reduce energy and maintenance costs while optimizing light quality 24/7. (see page 6 for more details)

### Warranty

- LSI LED Fixtures carry a 5-year warranty.
- 1 Year warranty on optional Battery Back Up. Test regularly in accordance with local codes.

### Listings

- Listed to UL 1598 and UL 8750
- American Recovery and Reinvestment Act Funding Compliant
- RoHS Compliant
- State of California Title 24 with approved controls
- Suitable For Wet Locations
- DLC Premium
- Buy American Act (BAA) Compliant Product

Specifications and dimensions subject to change without notice.

## Performance

DELIVERED LUMENS*						
		4000K		5000K		Avg. Watts
Lumen Level	CRI	Delivered Lumens	Efficacy	Delivered Lumens	Efficacy	
3L	80	3197	132	3206	132	24
5L	80	5085	128	5099	128	40
7L	80	7143	120	7163	121	59
10L	80	10094	111	10122	111	91

\*LED Chips are frequently updated therefore values are nominal.

ELECTRICAL DATA*							
Lumen Level	Watts	120V	208V	240V	277V	347V	480V
3L	24	0.20	0.12	0.10	0.09	0.07	0.05
5L	40	0.33	0.19	0.17	0.14	0.11	0.08
7L	59	0.49	0.29	0.25	0.21	0.17	0.12
10L	91	0.76	0.44	0.38	0.33	0.26	0.19

\*Electrical data at 25C (77F). Actual wattage may differ by +/-10%.

RECOMMENDED LUMEN MAINTENANCE <sup>1</sup> (10L)					
Ambient Temperature	Initial <sup>2</sup>	25k hr <sup>2</sup>	50k hr <sup>2</sup>	75k hr <sup>3</sup>	100k hr <sup>3</sup>
0 C	100%	96%	93%	89%	86%
10 C	100%	96%	93%	89%	86%
20 C	99%	95%	92%	88%	85%
25 C	99%	95%	91%	87%	84%
30 C	99%	95%	90%	86%	83%
40 C	99%	94%	89%	85%	80%
50 C	97%	92%	86%	81%	76%

RECOMMENDED LUMEN MAINTENANCE <sup>1</sup> (7L)					
Ambient Temperature	Initial <sup>2</sup>	25k hr <sup>2</sup>	50k hr <sup>2</sup>	75k hr <sup>3</sup>	100k hr <sup>3</sup>
0 C	99%	97%	95%	94%	92%
10 C	99%	97%	95%	94%	92%
20 C	99%	97%	95%	94%	92%
25 C	99%	97%	95%	94%	92%
30 C	98%	96%	94%	93%	91%
40 C	98%	96%	93%	91%	89%
50 C	98%	95%	92%	89%	86%

1- Lumen maintenance values at 25C are calculated per TM-21 based on LM-80 data and in-situ testing.

2- In accordance with IESNA TM-21-11, Projected Values represent interpolated value based on time durations that are within six times the IESNA LM-80-08 total test duration for the device under testing.

3- In accordance with IESNA TM-21-11, Calculated Values represent time durations that exceed six times the IESNA LM-80-08 total test duration for the device under testing.



# XPG4 LED Parking Garage Luminaire

## Ordering Guide

TYPICAL ORDER EXAMPLE: **XPG4 D LED 7L 5W UNV DIM 40 ALSCS MSV**

Luminaire Prefix	Mounting	Light Source	Lumen Package	Lens Type	Distribution	Voltage	Driver
<b>XPG4</b>	<b>D</b> - Direct Mount <b>P</b> - Pendant mount with 60" leads <sup>1</sup> <b>PL</b> - Pendant mount with 72" leads <sup>1</sup>	<b>LED</b>	<b>3L</b> - 3,000 lms <b>5L</b> - 5,000 lms <b>7L</b> - 7,000 lms <b>10L</b> - 10,000 lms	(Blank) - Clear Lens	<b>5W</b> - Type 5 Wide	<b>UNV</b> - Universal Electronic (120V-277V) <b>HV</b> - High Voltage (347V- 480V)	<b>DIM</b> - Dim to 10% (0-10V)

Color Temperature	Color Rendering	Controls	Emergency <sup>3</sup>	Finish
<b>40</b> - 4000K <b>50</b> - 5000K	<b>Blank</b> - 80CRI	<b>Blank</b> - No Controls <b>ALSC</b> - AirLink Synapse Wireless Digital Controller <sup>4</sup> <b>ALSCS</b> - AirLink Synapse Control w/Sensor <sup>4</sup> <b>OCSUE</b> - Occupancy Sensor/Module max 8ft. mounting height 120-277V <sup>2</sup> <b>OCSHV</b> - Occupancy Sensor/Module max 8ft. mounting height 480V <sup>2</sup> <b>EXT</b> - 0-10v Dimming leads extended to housing exterior	<b>Blank</b> - No Option <b>BB</b> - Battery Backup 0° C to 50° C (32° F to 122° F) <sup>3</sup> <b>CWBB</b> - Cold Weather Battery Backup -20° C to 50° C (-4° F to 122° F) <sup>3</sup>	<b>WHT</b> - White <b>BLK</b> - Black <b>MSV</b> - Metallic Silver

**\*Non-standard offerings are SUBJECT to APPROVAL and entered as a SPECIAL ORDER.  
Pricing will vary based on minimum order quantities and subject to longer lead-times.**

## Accessory Ordering Information

Description	Order Number
Bird Guard	XPG3 BG
Polycarb Shield	XPG PCS
Remote Configurator Tool for Occupancy Sensor	584929

### FOOTNOTES:




- 1- Pendant stems must be ordered separately; see accessories.
- 2- Sensor adjustable via a hand held remote; must be ordered separately.
- 3- Battery Backup and Cold Weather Battery Backup available in UNV only.
- 4- HV not available with AirLink Synapse Wireless Controls



# XP G4 LED Parking Garage Luminaire

## Canopy Accessories (Field Installed)

TYPICAL ORDER EXAMPLE: **BC600 3 BLK**

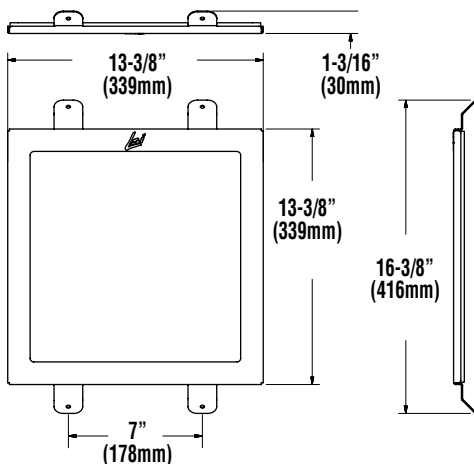
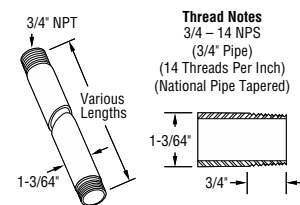
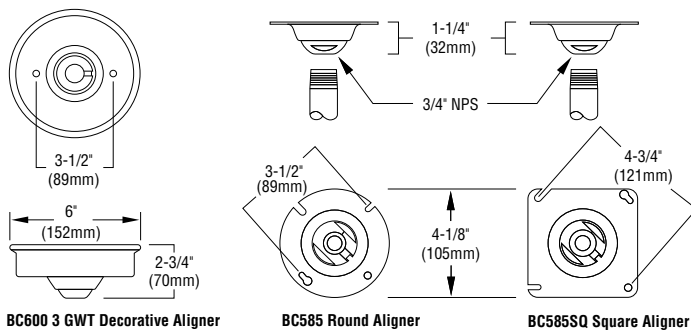
Description	Order Number	Image
3/4"(19mm) Top Decorative Box Cover Aligner	BC600 3*	
3/4"(19mm) Top Round Box Cover Aligner	BC585*	
3/4"(19mm) Top Square Box Cover Aligner (Zinc plated finish only)	BC585SQ	

## Stem Accessories (Field Installed)

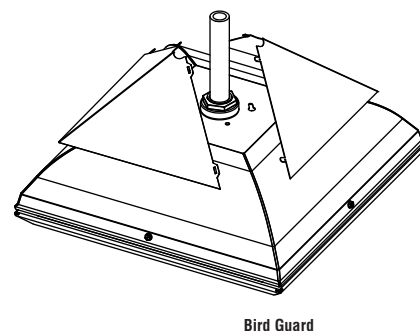
TYPICAL ORDER EXAMPLE: **ST6 3 BLK**

Description	Order Number	Image
3/4" x 6" (19mmx152mm) Aluminum Stem (Must order P - Pendant Mount)	ST 6 3*	
3/4" x 12" (19mmx .4m) Aluminum Stem (Must order P - Pendant Mount)	ST 12 3*	
3/4" x 18" (19mmx .5m) Aluminum Stem (Must order P - Pendant Mount)	ST 18 3*	
3/4" x 24" (19mmx .6m) Aluminum Stem (Must order P - Pendant Mount)	ST 24 3*	
3/4" x 36" (19mmx .9m) Aluminum Stem (Must order P - Pendant Mount)	ST 36 3*	
3/4" x 48" (19mmx 1.2m) Aluminum Stem (Must order P - Pendant Mount)	ST 48 3*	
3/4" x 60" (19mmx 1.5m) Aluminum Stem (Must order PL - Pendant Mount)	ST 60 3*	
3/4" (19mm) Aluminum Stem Coupler	COP 3*	

\* Standard finishes available in white (WHT), black (BLK) and metallic silver (MSV); add designation to order number. Other custom finishes available and may require longer lead-times.



**POLYCARB SHIELD**



**Bird Guard**

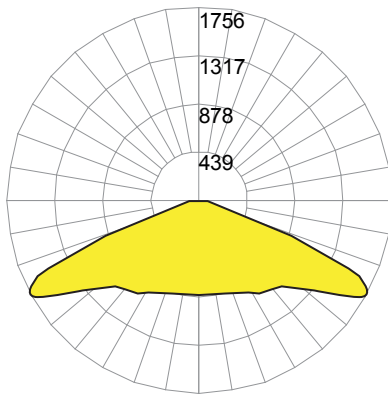


# XPG4 LED Parking Garage Luminaire

## Photometry

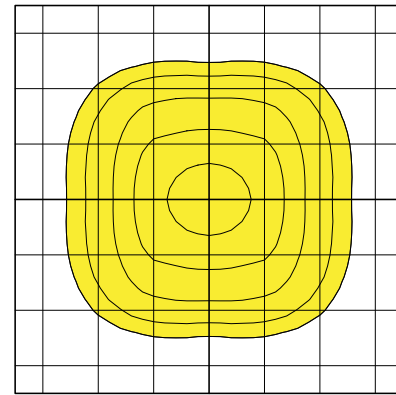
Luminaire photometry has been conducted by an accredited testing laboratory in accordance with IESNA LM-79-08. As specified by IESNA LM-79-08 the entire luminaire is tested as the source resulting in a luminaire efficiency of 100%.

See <http://www.lsi-industries.com/products/led-lighting-solutions.aspx> for detailed photometric data.



Type V Wide

Vertical Plane Through Horizontal Angles (90 - 270)



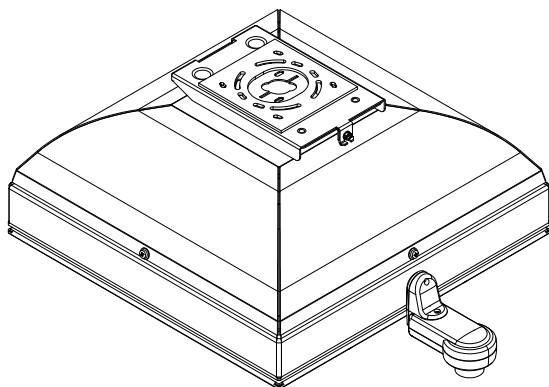
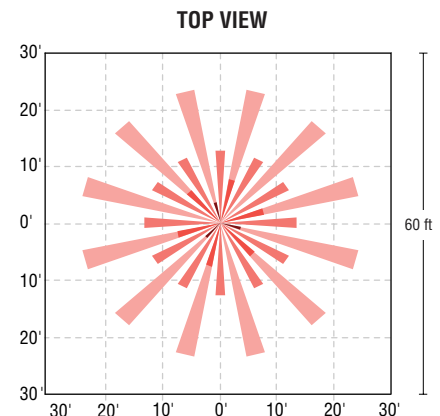
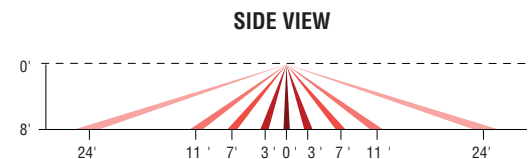
Type V Wide

## Controls

### Occupancy Sensor (OCS)

Optional passive infrared motion sensor activates switching of luminaire light levels. Standard Factory photocell settings: High level light is activated and increased to full bright upon detection of motion. Low light level (30% maximum drive current) is activated when target zone is absent of motion activity for ~5 minutes. Optional configurator tool allows for easy and safe programming of each luminaire from the ground level.

### Optional OCS Coverage Diagram



OCS Remote Configurator Tool



Specifications and dimensions subject to change without notice.



# XP G4 LED Parking Garage Luminaire



**AirLink™**  
enabled by Synapse®

The AirLink enabled by Synapse Wireless Lighting Control System is the perfect solution for commercial, industrial and municipal applications, such as: auto dealerships, parking lots, garages, shopping complexes and warehouses.


AirLink utilizes robust wireless communication via 2.4 GHz Self-Healing Mesh Network which not only increases reliability and accuracy of system, but also eliminates single point of failure.

The flexibility of the system make it perfect for new construction and retrofit projects. The user-friendly AirLink web application is accessible through any device with an internet connection and allows for complete customization of the system's features.

Some capabilities of the system include: occupancy/vacancy sensing, daylight harvesting, scheduling, high-end trim, dimming, zone control, BMS integration and energy monitoring.

## The AirLink System

### Wireless controls & sensors



### Centralized control & integration



### Simple-to-use software



## Contact LSI Controls



**Sales**  
[controls.sales@lsi-industries.com](mailto:controls.sales@lsi-industries.com)



**Support**  
[controls.support@lsi-industries.com](mailto:controls.support@lsi-industries.com)  
1 (800) 436-7800 (support, option 8)



**More information**  
For more information on AirLink, visit our website at [www.lsi-airlink.com](http://www.lsi-airlink.com)

Specifications and dimensions subject to change without notice.