



KT-LED80HID-H-EX39-840-D

HID REPLACEMENT LED LAMP

DESCRIPTION

80W HID Replacement LED Lamp | 4000K | 85 CRI | IP64 Rated



LAMP TYPE: HID Replacement LED

BASE TYPE: EX39 (Mogul) Rotatable

WATTAGE: 80W

COLOR TEMPERATURE: 4000K

METAL HALIDE EQUIVALENT: 250W / 320W

COLOR RENDERING INDEX (CRI): 85

WARRANTY: 5 Years



PRODUCT FEATURES

- Replacement for Conventional Metal Halide Lamp
- Ideal for Shoebox and Canopy Retrofit Applications
- Non-Dimmable; Do Not Dim
- 50,000+ Hour Lifetime
- Environmentally Friendly: No Mercury Used
- Instant Startup
- UL Listed; Listed on DLC QPL
- Optimized for Horizontal Applications with Directional Light Output from Opening LED Assembly Construction
- Operating Temperature: -40°C/-40°F to 45°C/113°F in Enclosed Fixture.*
- Integral Driver, Eliminates the Need for External Driver or Ballast; Includes 4kV Surge Protection
- IP64 Rated; Integrated Heat Sink Quickly Dissipates Heat and Guides Water Intrusion Out of the Lamp
- Suitable for Use in Fully Enclosed Fixture

*Lamp may enter SmartCooling mode in order to optimize lamp performance when fixture environmental ambient temperature reaches 35-45C, depending on the fixture type. During this condition, lamp power consumption and lumen output may be regulated up 20% less than standard operation.

OPERATING SPECIFICATIONS

ELECTRICAL CHARACTERISTICS

Input Voltage	Power Consumption	Power Factor	Input Current
120-277Vac	80W	>0.9	0.67A @ 120V 0.29A @ 277V

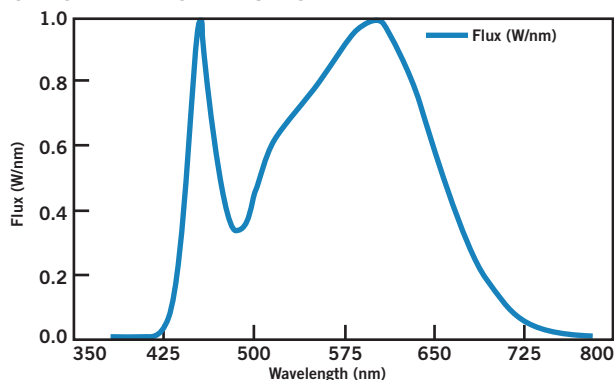
RATED LIFE

L70 (Hours)	50,000
-------------	--------

PHOTOMETRIC CHARACTERISTICS

Color Temperature (CCT)	4000K
Luminous Flux	9900 lm
Color Rendering Index (CRI)	85
Efficacy	124 lm/W
Beam Angle	180°

SPECTRAL DISTRIBUTION





KT-LED80HID-H-EX39-840-D

HID REPLACEMENT LED LAMP

WIRING INSTRUCTIONS

STEP 1

Disconnect power. Disconnect and remove existing ballast, capacitor, and/or ignitor (where applicable) from fixture.

STEP 2

Rewire for line voltage to the lamp socket.

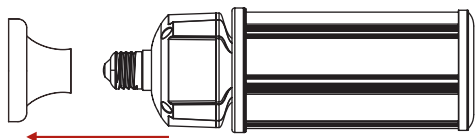
STEP 3

Install new LED replacement lamp. Ensure lamp is operating properly when power is turned on.

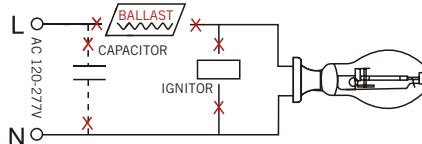
STEP 4

Rotate lamp base and open wings accordingly toward direction of desired lumination.


Note: The lamp will not illuminate until wings are open



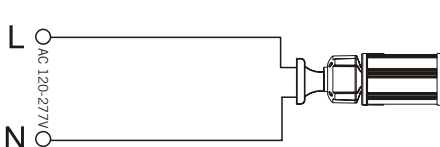
STEP 1



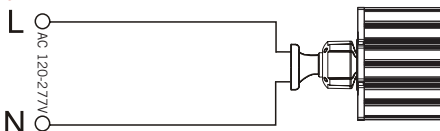
STEP 2



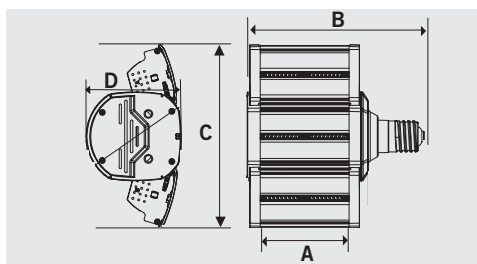
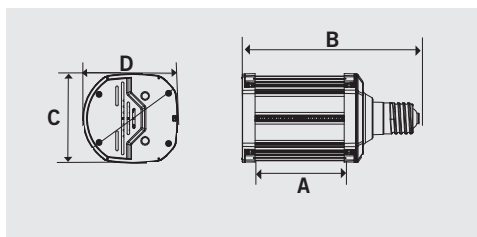
STEP 3



STEP 4



PHYSICAL CHARACTERISTICS



LAMP DIMENSIONS

WINGS CLOSED

A (Illuminated Length)	4.40"
B (Body Length)	8.71"
C (Width)	4.39"
D (Height)	4.70"

WINGS OPEN

A (Illuminated Length)	4.40"
B (Body Length)	8.71"
C (Width)	9.00"
D (Height)	4.70"

BASE TYPE: EX39 (Mogul) Rotatable



KT-LED80HID-H-EX39-840-D

HID REPLACEMENT LED LAMP

ORDERING INFORMATION

ORDER CODE	PACKAGING STYLE	PACK QTY.	ITEM STATUS
KT-LED80HID-H-EX39-840-D-DP	Distributor Pack (Individual Cartons)	16	Quick Ship

CATALOG NUMBER BREAKDOWN

KT-LED80HID-H-EX39-840-D-DP									
Keystone Technologies	LED Lamp	Wattage	Lamp Type	Horizontal Orientation	Base Type	800 Series	Color Temp.	Direct Drive Series	Packaging Style