



1 DIRECT DRIVE
RE-WIRE T8 LED TUBES

KT-LED12T8-36G-865-D

T8 LED LAMP

DESCRIPTION

12W T8 LED | 6500K | >83 CRI | High Efficiency



LAMP TYPE: Linear

BULB TYPE: T8 LED

BASE TYPE: G13 (Medium Bi-Pin)

WATTAGE: 12W

COLOR TEMPERATURE: 6500K

COLOR RENDERING INDEX (CRI): >83

WARRANTY: 5 Years

PRODUCT FEATURES

- Replacement for Conventional Fluorescent Lamp
- 50,000+ Hour Lifetime
- Environmentally Friendly: No Mercury Used
- Instant Startup
- Frosted Lens Eliminates Pixelation
- UL Classified
- Operating Temperature: -20°C/-4°F to 45°C/113°F
- Integral Driver (Isolated), Eliminates the Need for External Driver or Ballast
- 100+ Lumens per Watt

OPERATING SPECIFICATIONS

ELECTRICAL CHARACTERISTICS

Input Voltage	Power Consumption	Power Factor	Input Current
120-277Vac	12W	>0.9	0.108A @ 120V 0.043A @ 277V

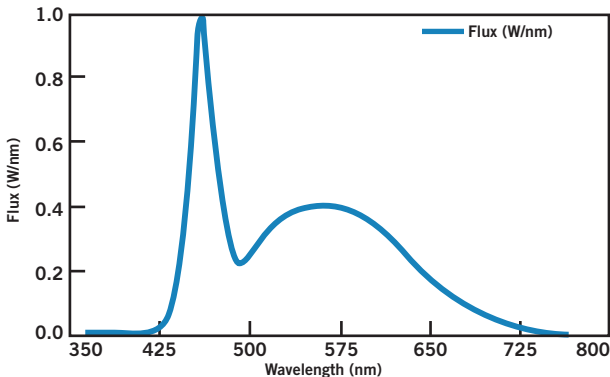
PHOTOMETRIC CHARACTERISTICS

Color Temperature (CCT)	6500K
Luminous Flux	1300 lm
Color Rendering Index (CRI)	>83
Efficacy	108 lm/W
Beam Angle	240°
LED Quantity	80

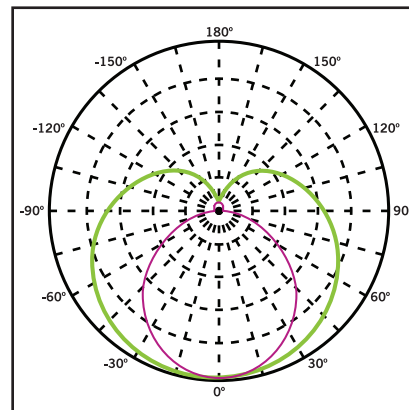
RATED LIFE

L70 (Hours)	50,000
-------------	--------

SPECTRAL DISTRIBUTION



POLAR CANDELA DISTRIBUTION



Maximum Candela = 1248.55
Located at Horizontal Angle = 0,
Vertical Angle 0

1. Violet Vertical Plane through Horizontal Angles (90-270)
2. Green Vertical Plane through Horizontal Angles (0-180)

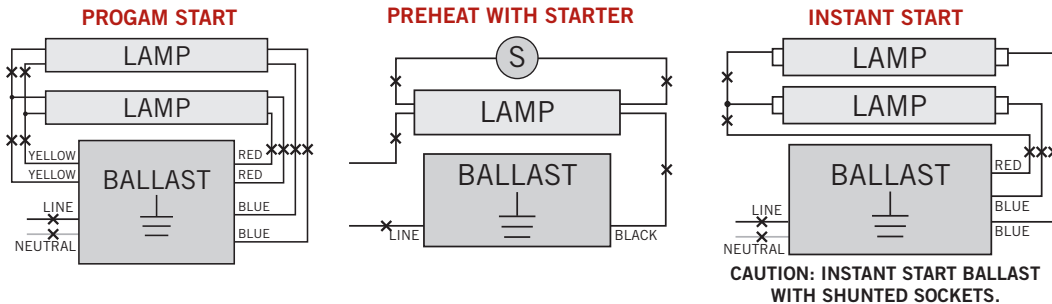
KT-LED12T8-36G-865-D

T8 LED LAMP

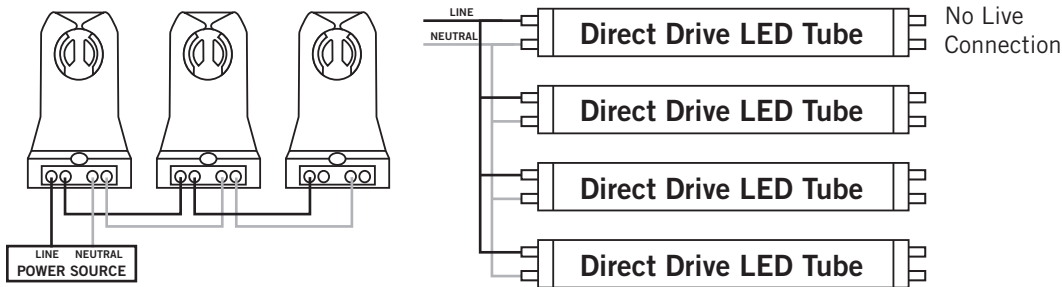
WIRING DIAGRAMS

1. Cut all existing connections to ballast as shown below and remove ballast.

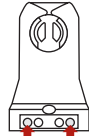
Typical Ballast Configurations:



2. Re-wire fixture as shown below (maximum of 4 LED tubes per fixture).



Typical Non-Shunted Lampholder



Connect wires directly to these terminals

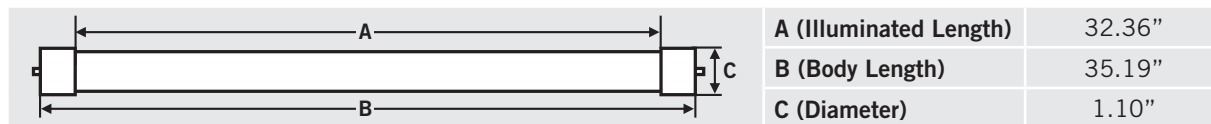
CAUTION: Use only non-shunted lampholders.

Do not install product in a fixture with shunted lampholders (found in all fixtures using instant start ballasts). If the current lampholders are shunted, remove them and replace them with non-shunted lampholders. Make new connections directly to terminals as indicated above.

Keystone can provide any style replacement lampholders. Call us at 800-464-2680.

PHYSICAL CHARACTERISTICS

LAMP DIMENSIONS



NOMINAL LENGTH: 36" BASE TYPE: G13 (Medium Bi-Pin)

ORDERING INFORMATION

ORDER CODE	PACKAGING STYLE	PACK QTY.	ITEM STATUS
KT-LED12T8-36G-865-D-CP	Carton Pack (Egg Crate Packaging)	25	Quick Ship
KT-LED12T8-36G-865-D-DP	Distributor Pack (Individual Cartons)	12	Quick Ship

CATALOG NUMBER BREAKDOWN

KT-LED12T8-36G-865-D-CP

