



# KT-LED11T8-36GC-840-S

## T8 LED LAMP

### DESCRIPTION

11W T8 LED | 4000K | >80 CRI | High Efficiency | Ballast Compatible



<b>LAMP TYPE:</b> Linear
<b>BULB TYPE:</b> T8 LED
<b>BASE TYPE:</b> G13 (Medium Bi-Pin)
<b>WATTAGE:</b> 11W
<b>COLOR TEMPERATURE:</b> 4000K
<b>COLOR RENDERING INDEX (CRI):</b> >80
<b>WARRANTY:</b> 5 Years



### PRODUCT FEATURES

- **Compatible with Most Instant and Program Start Electronic T8 Ballasts, Contact Keystone for Ballast Compatibility List**
- Direct Replacement for F25T8 Fluorescent Lamps
- UL Listed
- 50,000+ Hour Lifetime
- Environmentally Friendly: No Mercury Used
- Instant Startup
- Frosted Lens Eliminates Pixelation
- Operating Temperature: -20°C/-4°F to 45°C/113°F
- 100+ Lumens per Watt (Bare Lamp Efficacy)
- Suitable for Dry and Damp Locations
- Improved Lamp Durability with Shatterproof Coated Glass, designed to pass drop tests of 6' on hard surface
- NSF Listed: NSF/ANSI Standard 2 - Food Equipment, Splash Zone (Not for Direct Food Zone without additional fixture considerations)

### OPERATING SPECIFICATIONS

#### ELECTRICAL AND PERFORMANCE CHARACTERISTICS

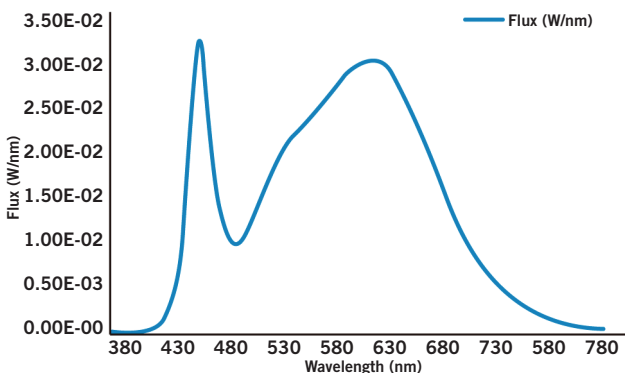
Input Voltage	CRI	Bare Lamp Wattage	Nominal Lamp Lumens	System Wattage*			Initial Lumens*			Beam Angle	Nominal Bare Lamp Efficacy	Power Factor	Max. THD
				0.78BF	0.88BF	1.18BF	0.78BF	0.88BF	1.18BF				
Ballast Dependent	>80	11W	1450 lm	11.7W	13.7W	17.8W	1305 lm	1500 lm	1900 lm	220°	131.0	>0.9	20%

\* Nominal values. Actual values may vary depending on electronic ballast used.

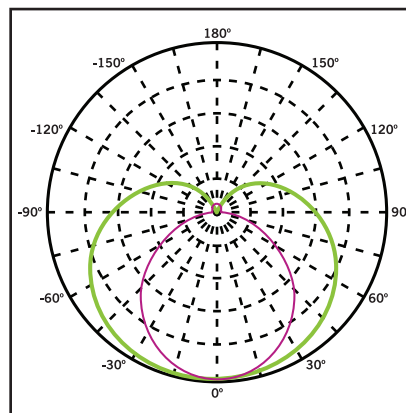
#### RATED LIFE

L70 (Hours)	50,000
-------------	--------

#### SPECTRAL DISTRIBUTION



#### POLAR CANDELA DISTRIBUTION



Maximum Candela = 1248.55  
 Located at Horizontal Angle = 0,  
 Vertical Angle 0

1. **Violet** Vertical Plane through Horizontal Angles (90-270)
2. **Green** Vertical Plane through Horizontal Angles (0-180)

**Beam Angle: 220°**

**Visible Light Area: 325°**



# KT-LED11T8-36GC-840-S

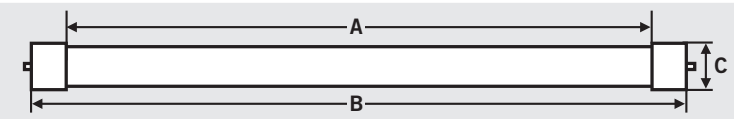
## T8 LED LAMP

### WIRING

**Plug and Play:** Simply replace the existing fluorescent lamp with Keystone Smart Drive LED lamp. No changes to the existing fluorescent ballast wiring needed. For ballast compatibility questions, please contact Keystone.

### PHYSICAL CHARACTERISTICS

#### LAMP DIMENSIONS



A (Illuminated Length)	32.60"
B (Body Length)	35.10"
C (Diameter)	1.00"

**NOMINAL LENGTH:** 36" **BASE TYPE:** G13 (Medium Bi-Pin)

### ORDERING INFORMATION

ORDER CODE	PACKAGING STYLE	PACK QTY.	ITEM STATUS
KT-LED11T8-36GC-840-S-CP	Carton Pack (Egg Crate Packaging)	25	Quick Ship
KT-LED11T8-36GC-840-S-DP	Distributor Pack (Individual Cartons)	20	Quick Ship

### CATALOG NUMBER BREAKDOWN

# KT-LED11T8-36GC-840-S-CP

Keystone Technologies	LED Lamp	Wattage	Lamp Type	Nominal Length (Inches)	Shatterproof Coated Glass	800 Series	Color Temp.	Smart Drive Series	Packaging Style
-----------------------	----------	---------	-----------	-------------------------	---------------------------	------------	-------------	--------------------	-----------------