



97783 - GE LFL Resl Proline Resl Proline Electronic Standard Instant Start Ballast  
**GE432-120-RES**

**PRODUCT PHOTO**



**GENERAL CHARACTERISTICS**

Ballast Factor	Normal
Ballast Type	Standard Instant Start
Case Temperature (Max)	70 °C
Enclosure Type	Metal
Classification (Regulations)	ANSI - C62.41
	cUL Listed
	UL Class P
	UL Listed
	UL Type 1 Outdoor
	UL Type HL
	FCC Part 18 Class B at 120 volts
	Product is compliant with material restriction requirements of RoHS
Sound Rating	A (20-24 decibels)
Starting Method	Instant start
Product Technology	Linear Fluorescent
Lamp Wiring	Parallel
Lamp Count	1

**PRODUCT INFORMATION**

Product Code	97783
Description	GE432-120-RES
Alternative Unit Of Measure	EACH
Standard Package Quantity	1
Ean UPC	043168977838
Standard Package GTIN	00043168977838
No Of Items Per Sales Unit	1
No Of Items Per Standard Package	1
Sales Unit	Each
UCC	043168977838
Alternative Unit Of Measure	CASE
Standard Package Quantity	10
Ean UPC	043168977838
Standard Package GTIN	10043168977835
No Of Items Per Sales Unit	10
No Of Items Per Standard Package	10
Sales Unit	Case
UCC	043168977838

**DIMENSIONS**

Weight	1.65 lb
Exit Type	
Remote Mount Distance	18.0 ft

**Case Dimensions**

Length	9.5in
Width	1.7in
Height	1.18in

**Mounting Dimensions**









Mount Length	8.89in
Mount Width	1.13in
Mount Slot	0.312in

Lead Color	Qty	Exit	Length (± 1 In.)
Black	1	Left	25in
Red	2	Right	31in
Blue	2	Right	31in
White	1	Left	25in
Yellow	2	Right	47in

**ELECTRICAL CHARACTERISTICS**

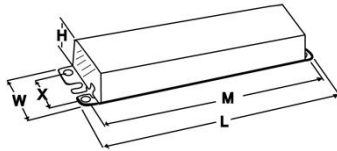
Supply Current Frequency<Min>	50
-------------------------------	----

### SAFETY & PERFORMANCE

-  ANSI\_C62
-  cUL\_Listed
-  UL\_Cls\_P
-  UL\_Listed
-  UL\_Type1\_Out
-  UL\_Type\_HL
-  FCC\_Part\_18
-  Pro\_comp\_res\_req

### SPECIFICATIONS BY LAMP & WATTAGE

Lamp	# of Lamps	Line Volts	System Watts	Nom. Line Current	System Ballast Factor	Ballast Efficacy Factor	Power Factor% (>=)	Crest Factor (<=)	THD% (<=)	Min. Starting Temp (F/ C)
F25T8	4	120	83	1.31	0.87	1	0.05	1.7	158	0
F25T8	3	120	68	1.13	0.94	1	0.05	1.7	167	0
F17T8	4	120	58	0.98	0.86	1	0.48	1.7	175	0
F17T8	3	120	48	0.84	0.93	2	0.44	1.7	185	0
F28T8	3	120	75	1.23	0.87	1	0.05	0.19	165	50
F28T8	4	120	90	1.42	0.79	1	0.05	1.7	155	50
F32T8	3	120	86	1.38	0.88	1	0.05	1.7	157	0
F32T8	4	120	105	1.62	0.83	1	0.05	1.7	147	0
F32T8/WM	4	120	98	1.5	0.81	1	0.05	1.7	150	50
F32T8/WM	3	120	81	1.29	0.88	1	0.05	1.7	159	50



Apr 19, 2021 7:52:59 PM | For additional information, visit <https://products.gecurrent.com/>