
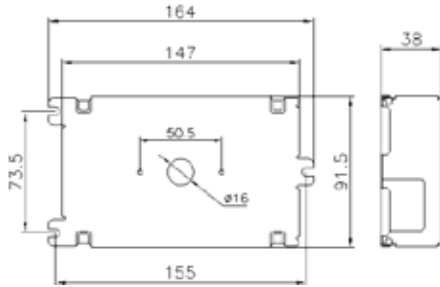


Specification Sheet : H7-UNV-150HBC

150W MH M102, M142, M81, C142, M107
120-277V 50/60 Hz C142, M107
BOTTOM LEADS



Mechanical Data:



8/32 x 0.3" PEM STUD 2" CENTER TO CENTER

CASE MATERIAL	ALUMINUM
CASE LENGTH	147mm, 5.79"
CASE WIDTH	91.5mm, 3.60"
HEIGHT	38mm, 1.50"
OVERALL LENGTH	164mm, 6.46"
MOUNTING LENGTH	155mm, 6.10"
WEIGHT	1.76 lbs

Hot Spot:

T_{case} max: 85°C



Installation & Application:

1. Maximum allowable case temperature is 85°C. See Hot Spot section for measurement location.
2. Ignition pulse is 4kV max.
3. Ballast output will shutdown after 25 minutes if lamp fails to ignite.
4. Power must be cycled off then on, after replacing lamp.
5. Do not install insulation above or within 3 inches of ballast sides
6. Can be remotely installed up to 12 feet from lamp.

Electrical Data:

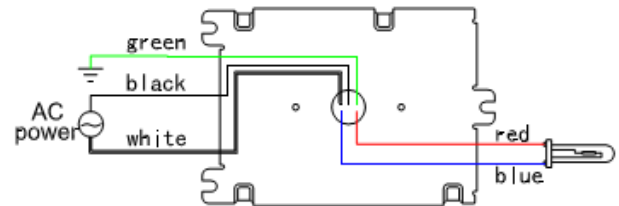
LAMP
INPUT VOLTS
LINE CURRENT (AMPS)
INPUT POWER (WATTS)
MIN POWER FACTOR
MIN STARTING TEMPERATURE
THD
ANSI CODE
CCF
EMI/RFI
FREQUENCY
TYPE

1 LAMP, 150W MH	
120	277
1.54	0.61
164W	
>0.95	
-30°C/-20°F	
<15%	
M102, M142, M81, C142, M107	
<1.5	
FCC PART18 CLASS A, NON-CONSUMER	
140-220 Hz	
1 OUTDOOR	

Wiring Diagram:

WIRE LENGTH	BLACK	WHITE	RED	BLUE	GREEN
	10"	10"	10"	10"	10"

Bottom View, Bottom Leads



Ballast Case Must Be Grounded.

Performance:

1. Short Circuit Operation Protection
2. Open Circuit Operation Protection
3. Ignitor Failure Protection
4. Thermal Protection
5. End of Lamp Life Protection